

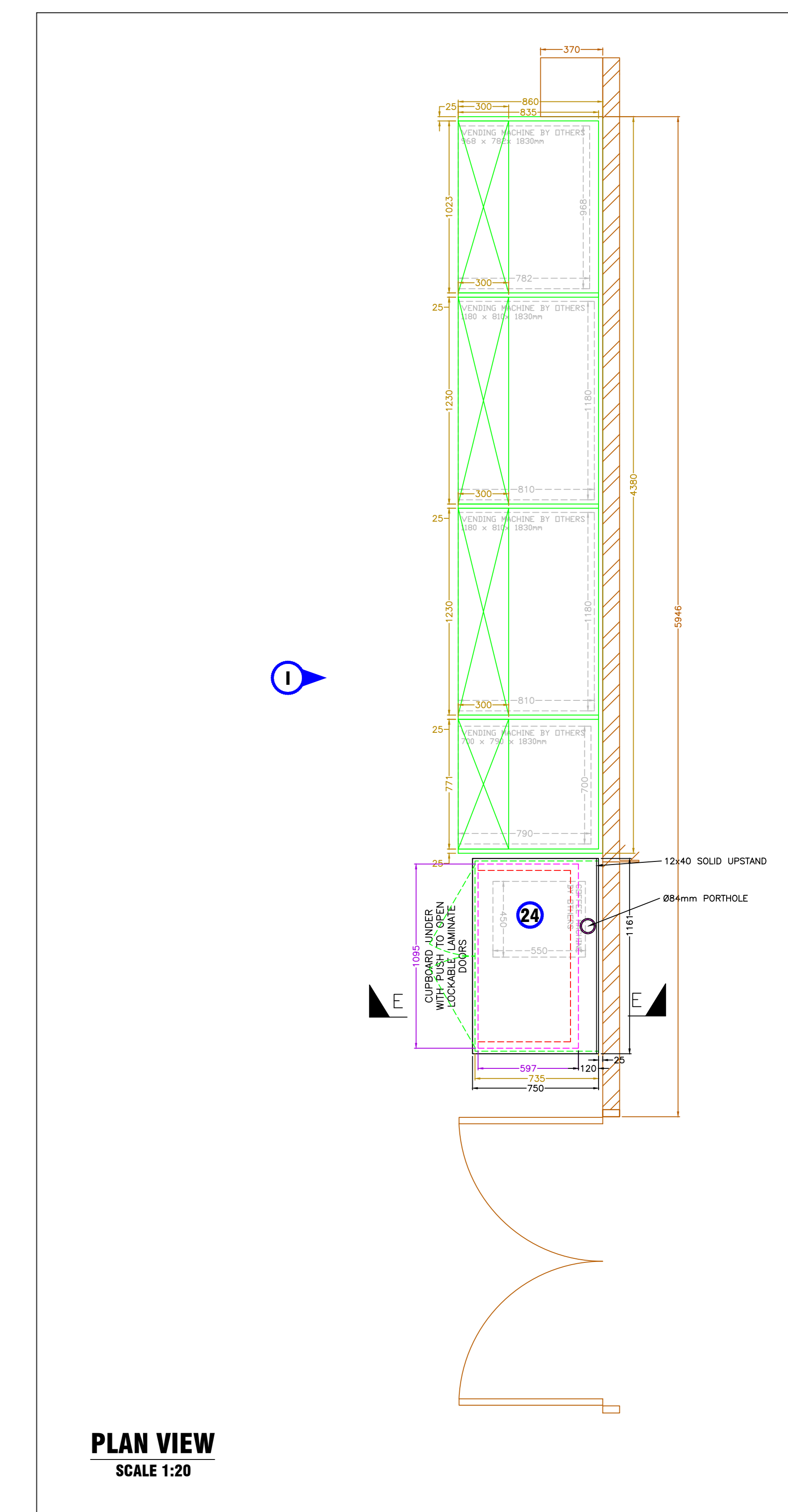
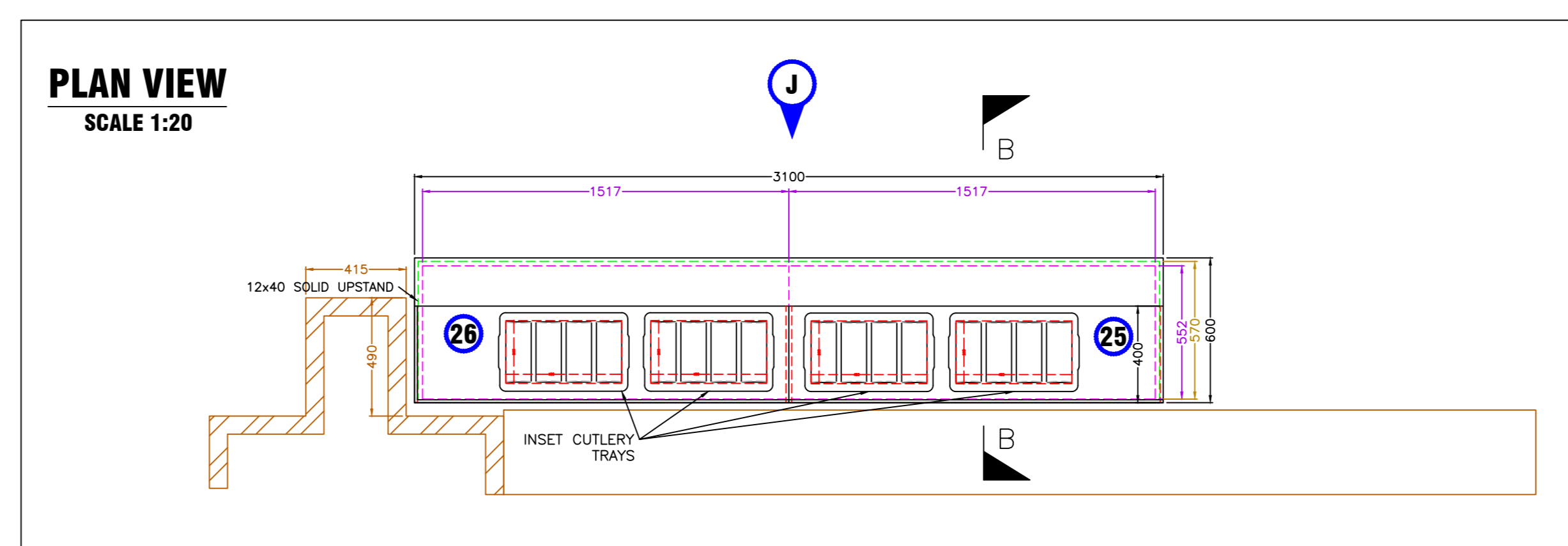
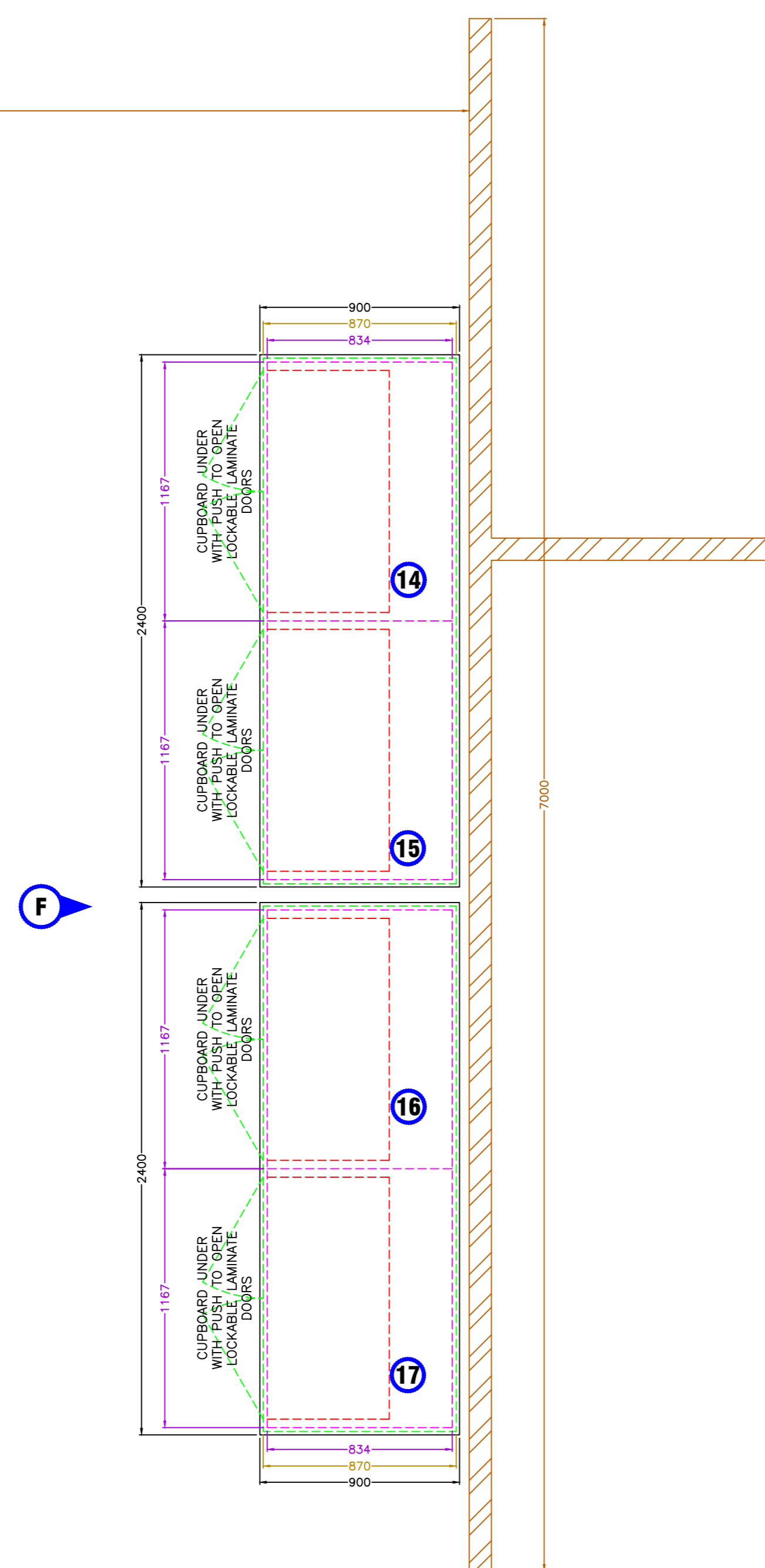
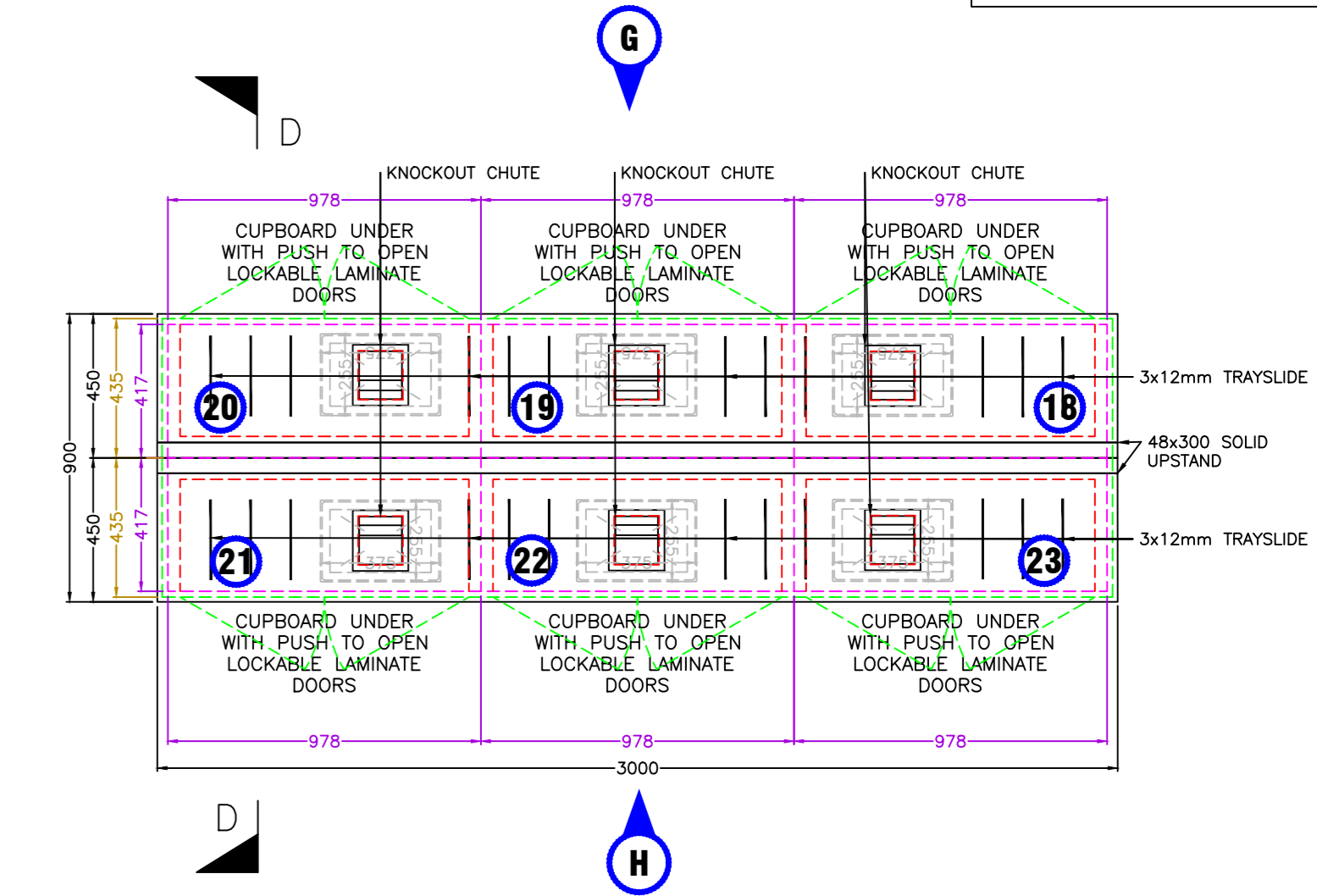
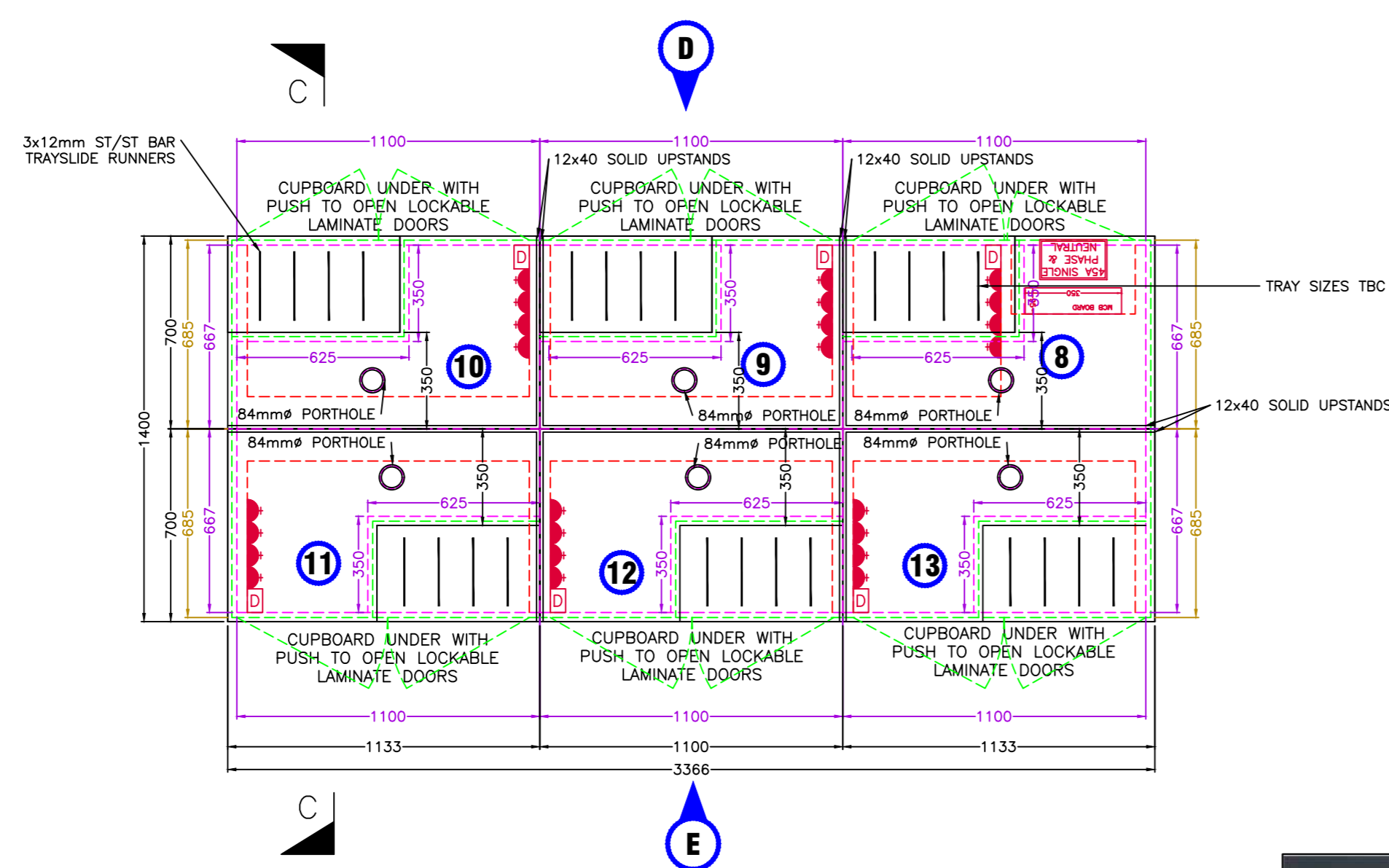
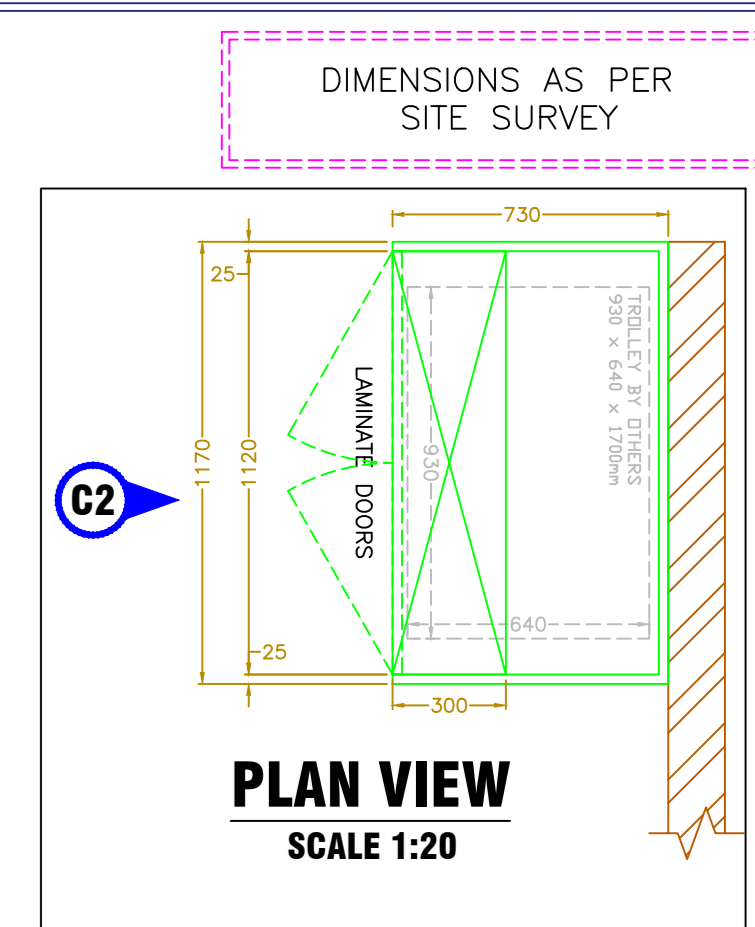
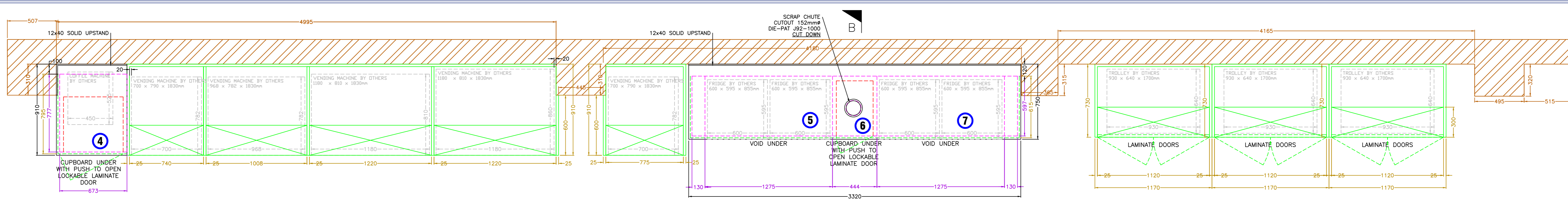
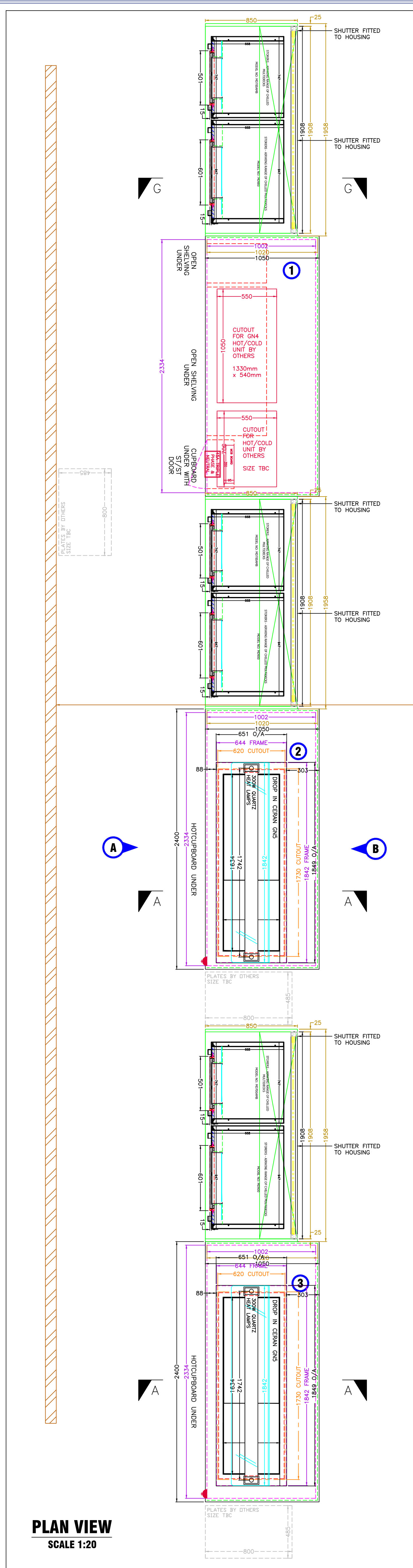
P23-027 The Range Stowmarket

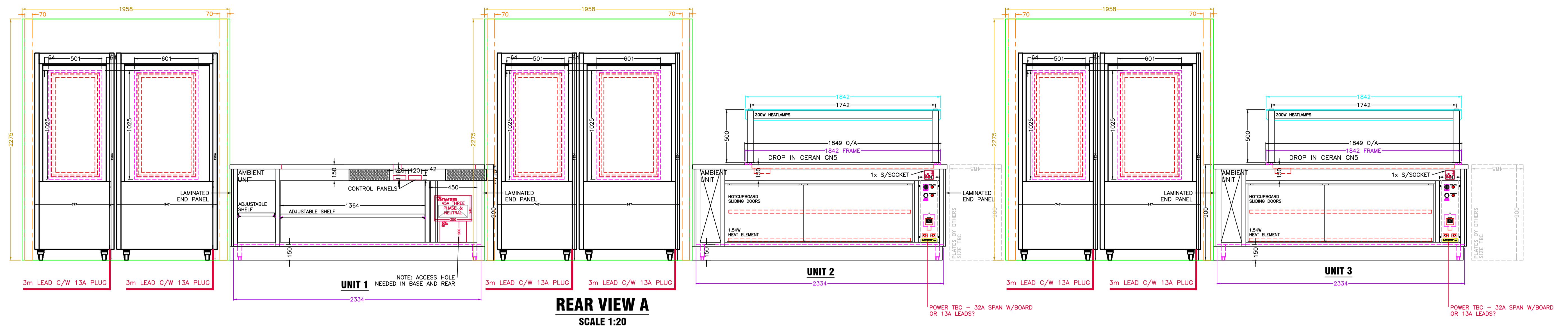
Drawing Register: Stangard Design Solutions

*Please note: All drawings listed below are hyperlinked to the drawings listed.
Please click on the drawing title to go directly to the drawing of your choice.*

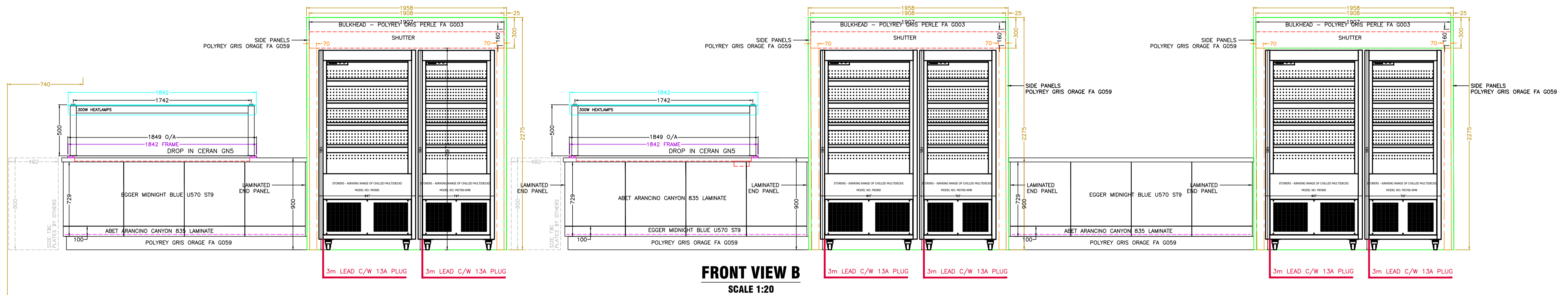
Works Completed: Kitchen

Drawing No.	Drawing Title	Rev
23092		AB
448534-1		AB
448534-2		AB
448534-4		AB
JRN 14197		AB

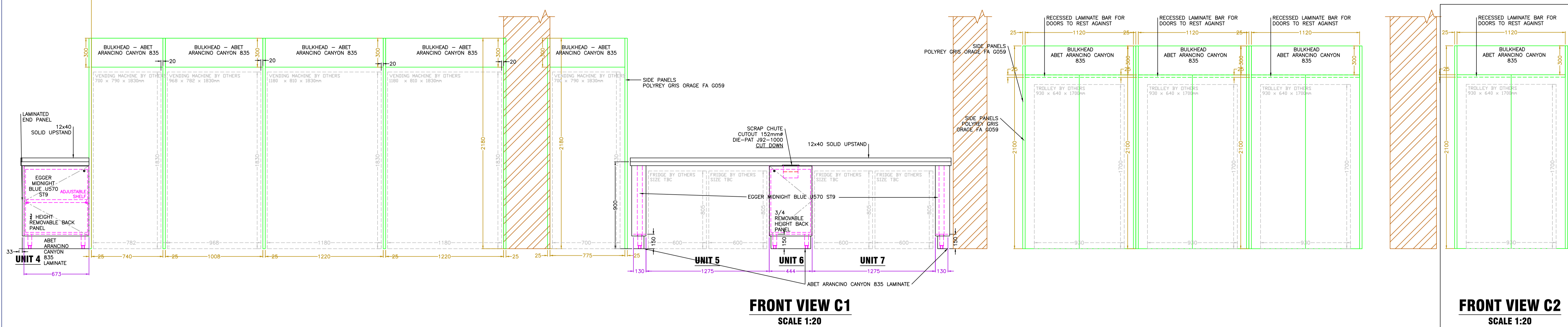




REAR VIEW A
SCALE 1:20

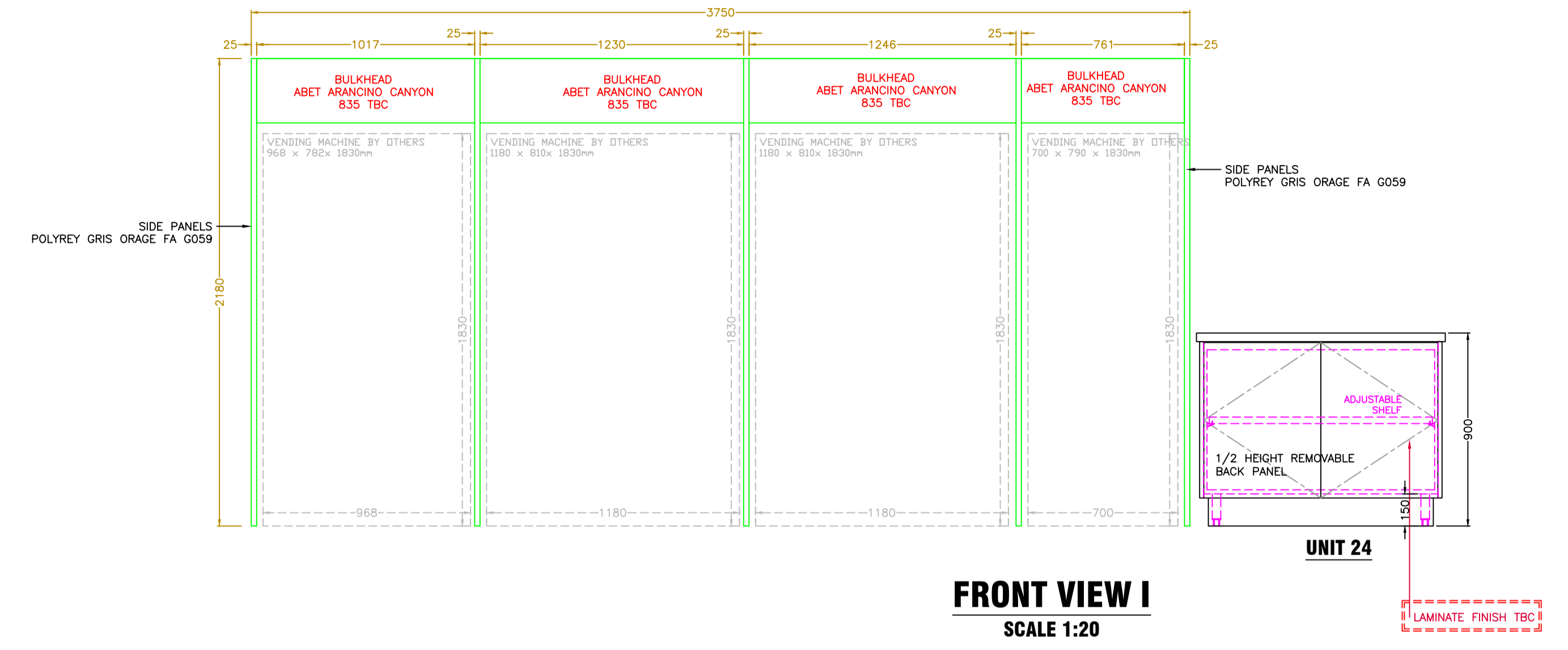
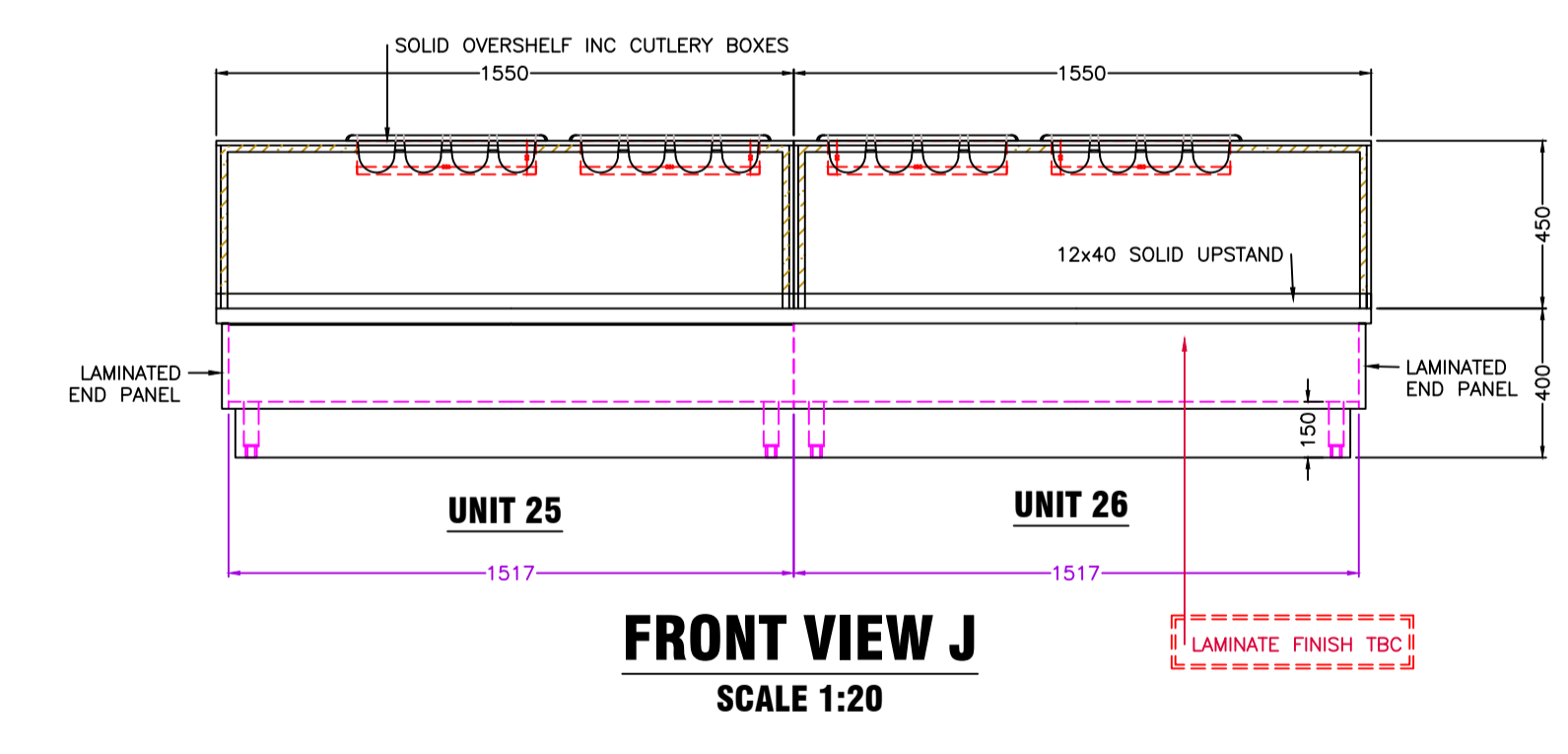
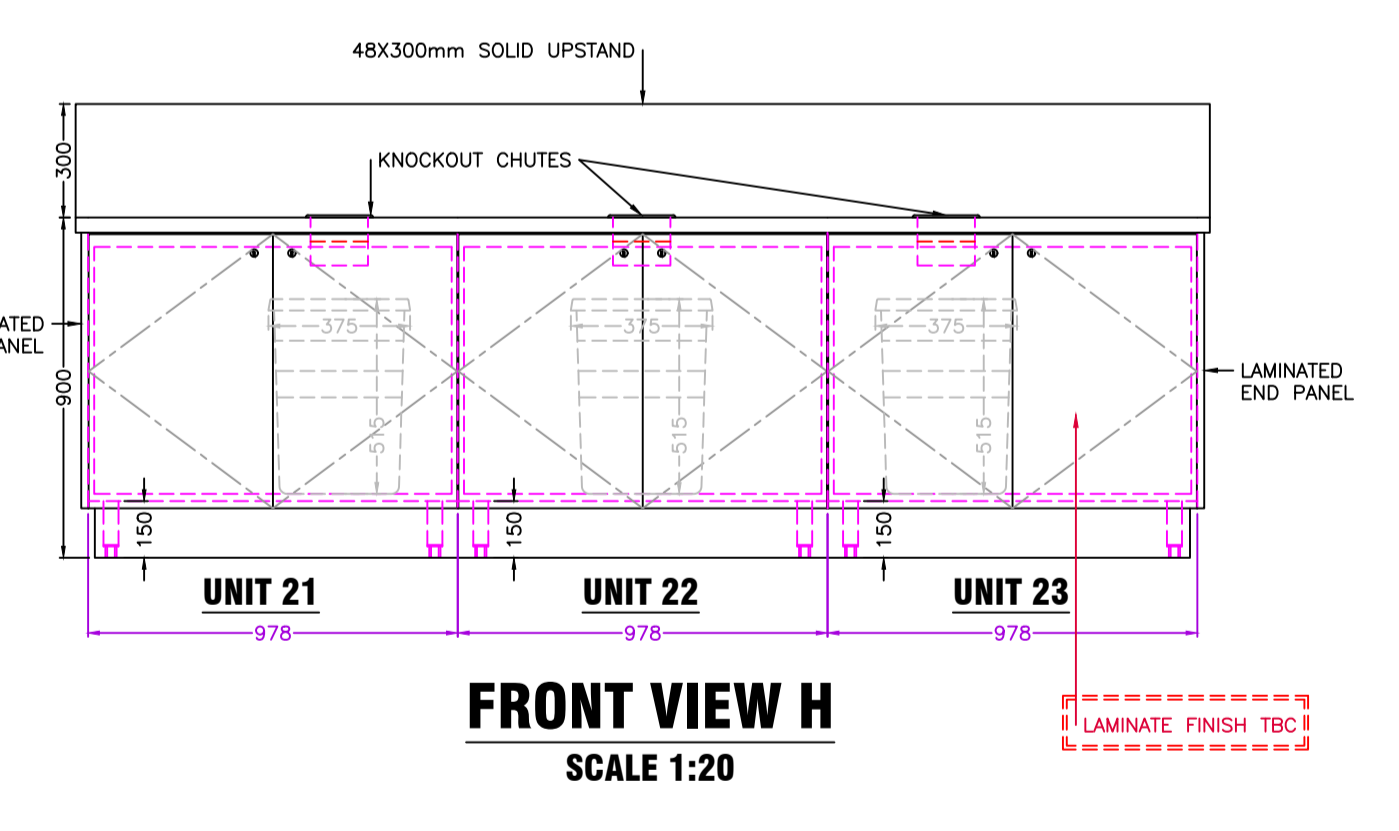
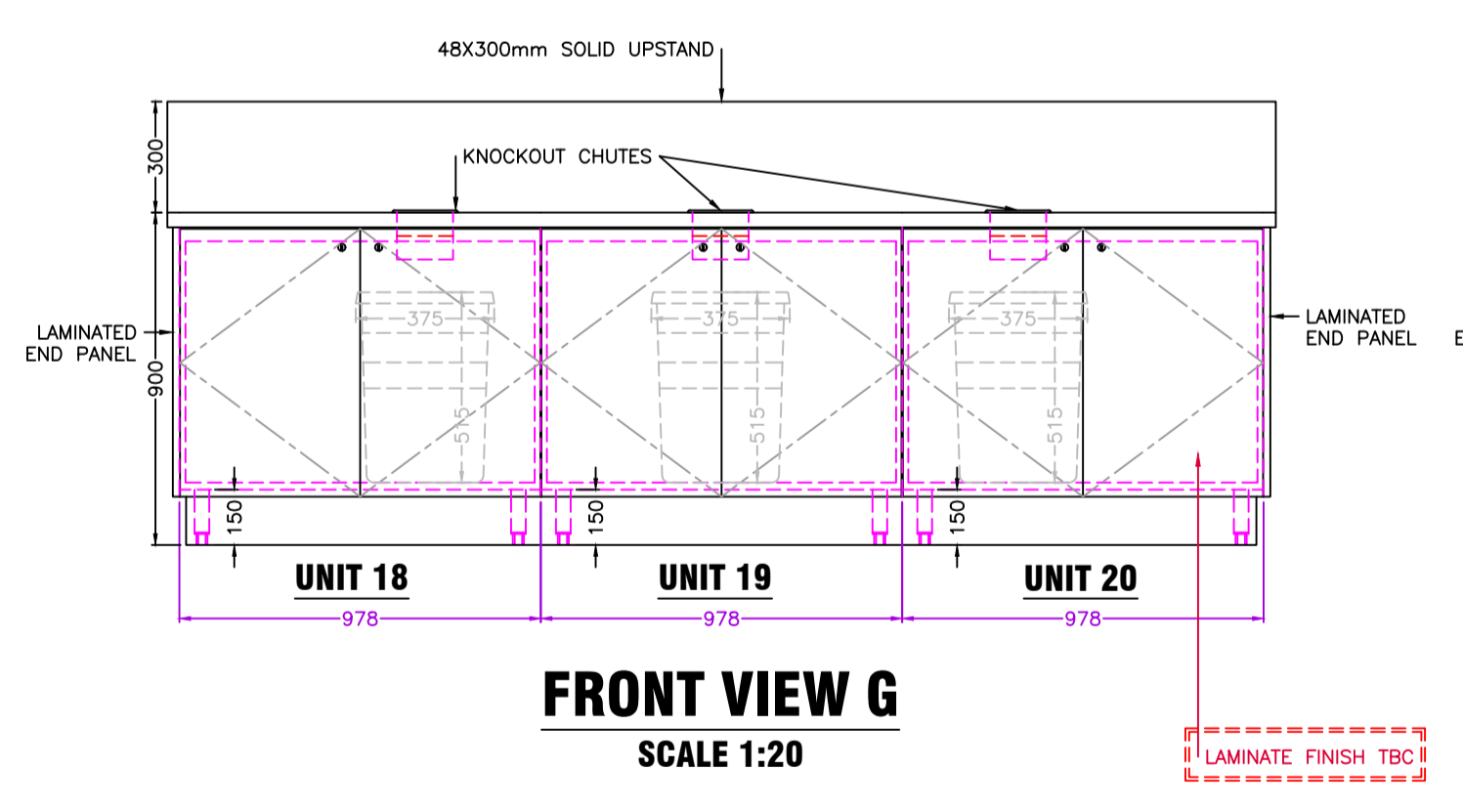
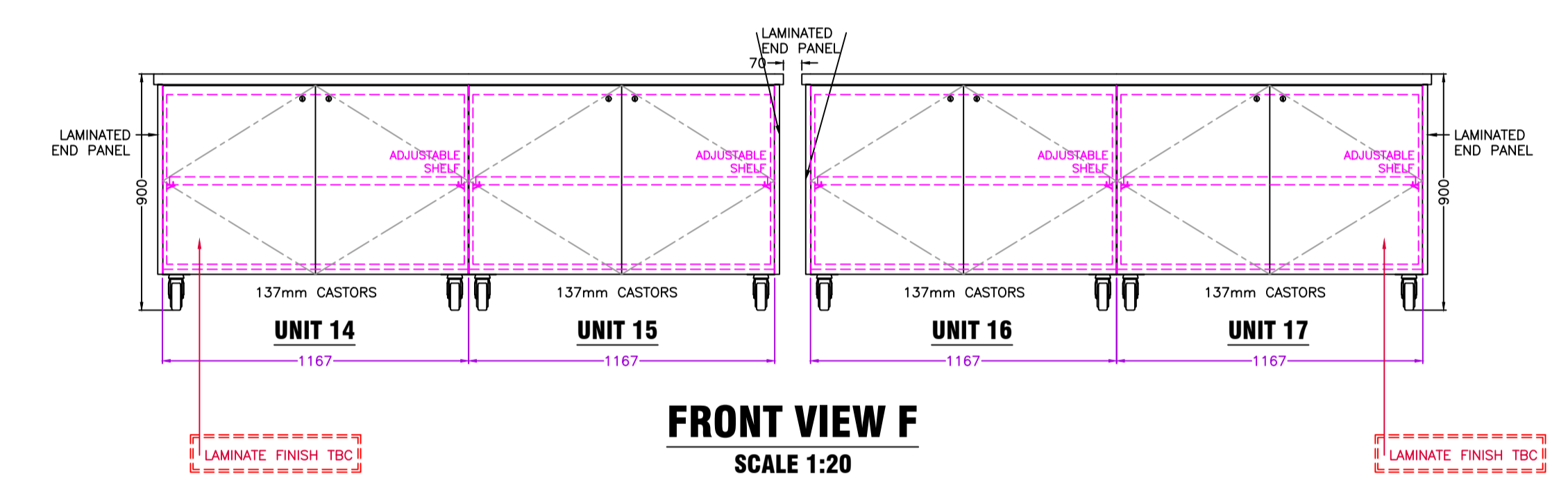
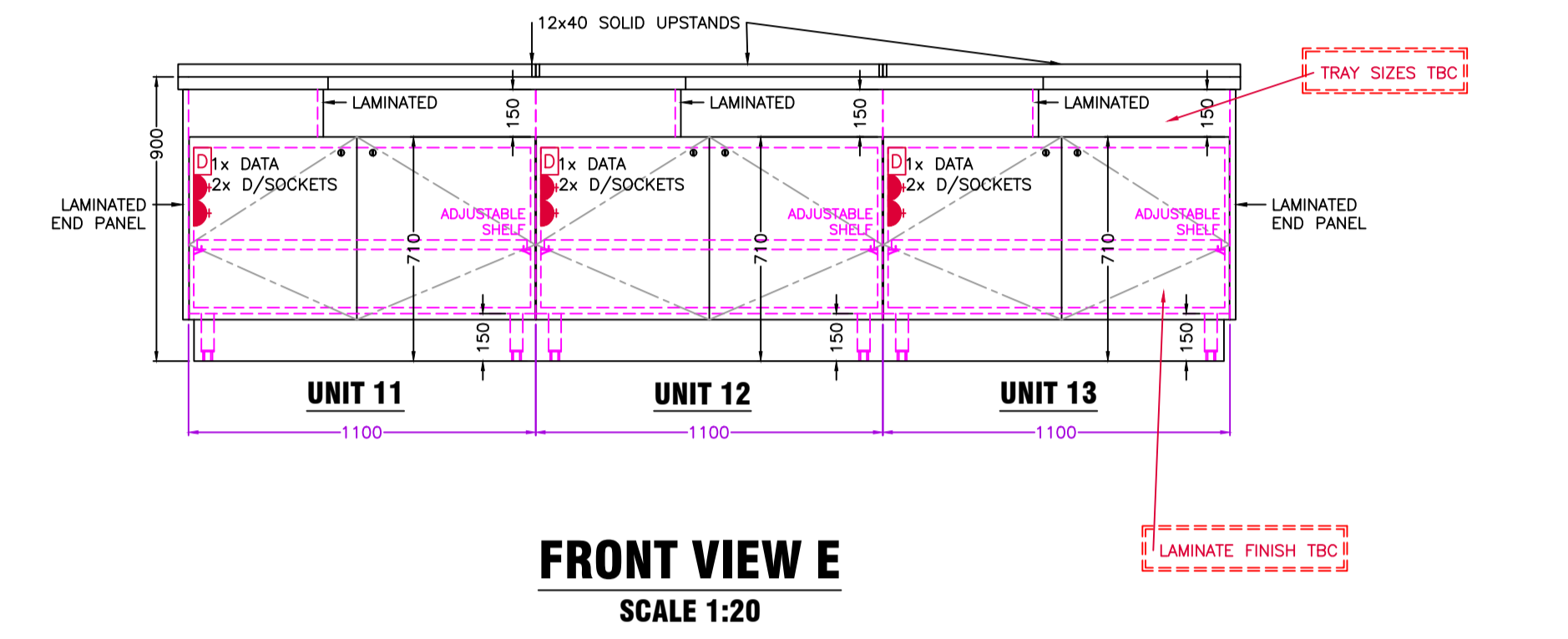
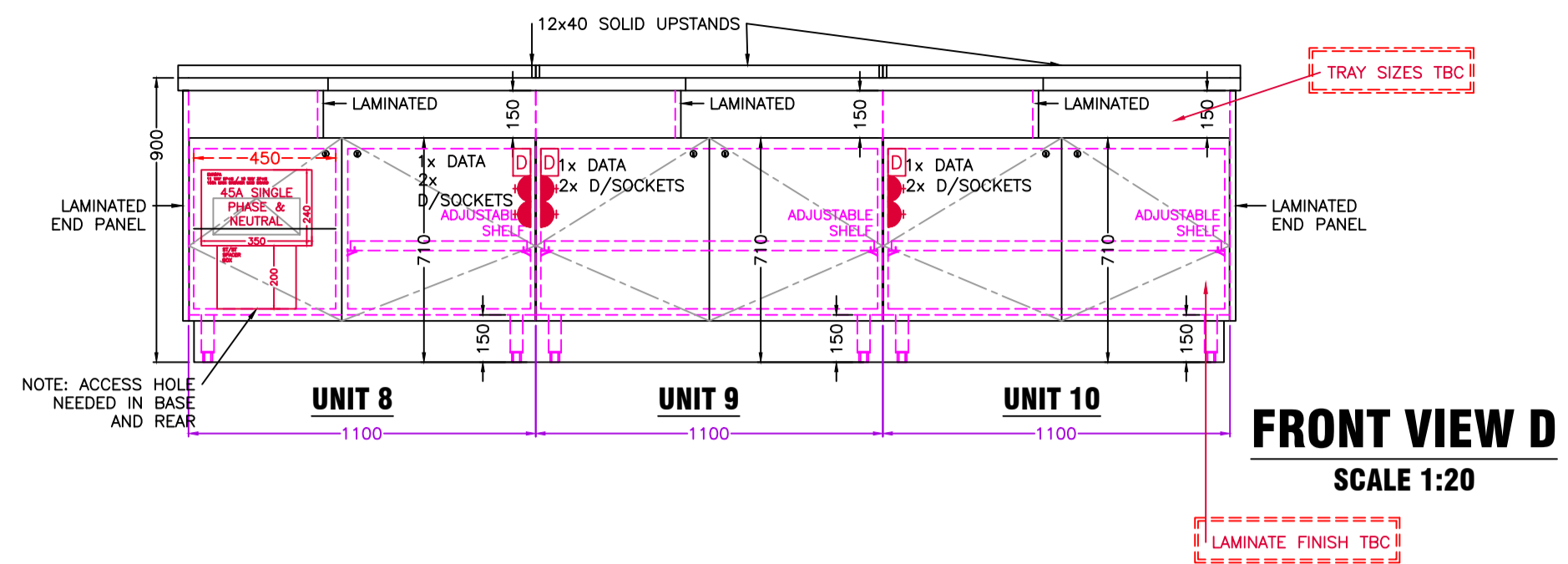


FRONT VIEW B
SCALE 1:20



FRONT VIEW C1
SCALE 1:20

FRONT VIEW C2
SCALE 1:20



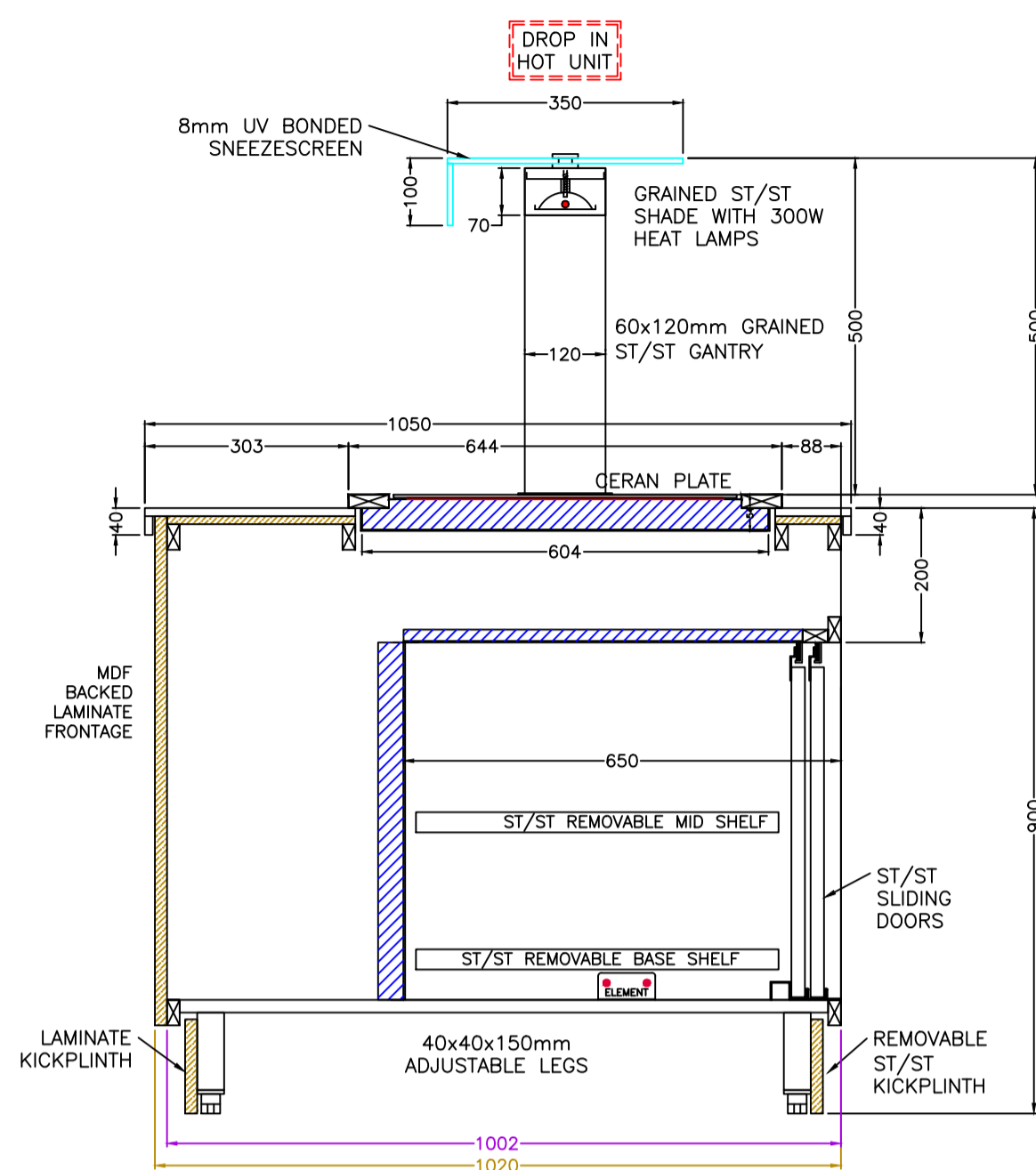
SPECIALS ORDERED

FINISHES
SEE GA

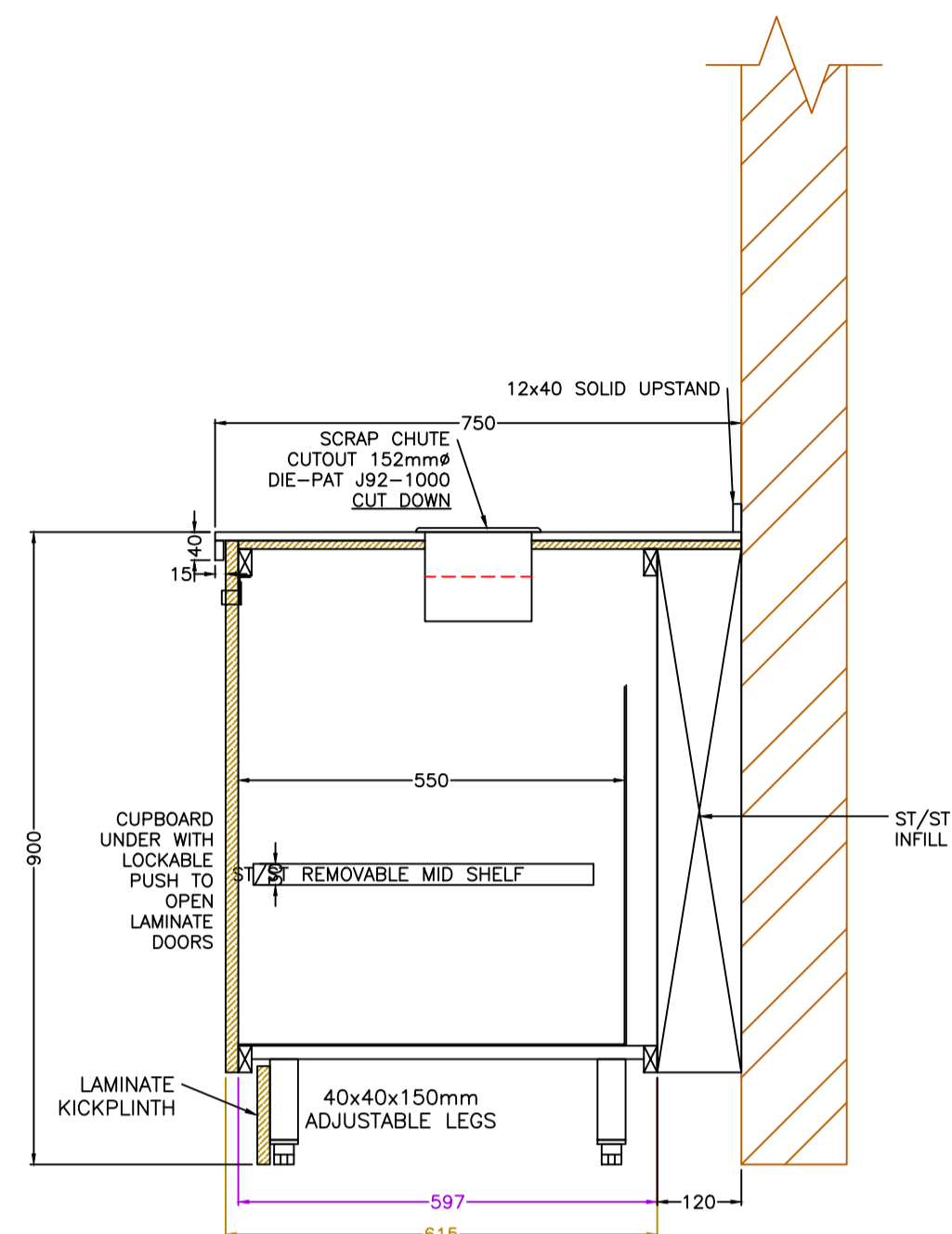
NOTES
SEE GA

EXTRAS FOR SITE DELIVERY
SEE GA

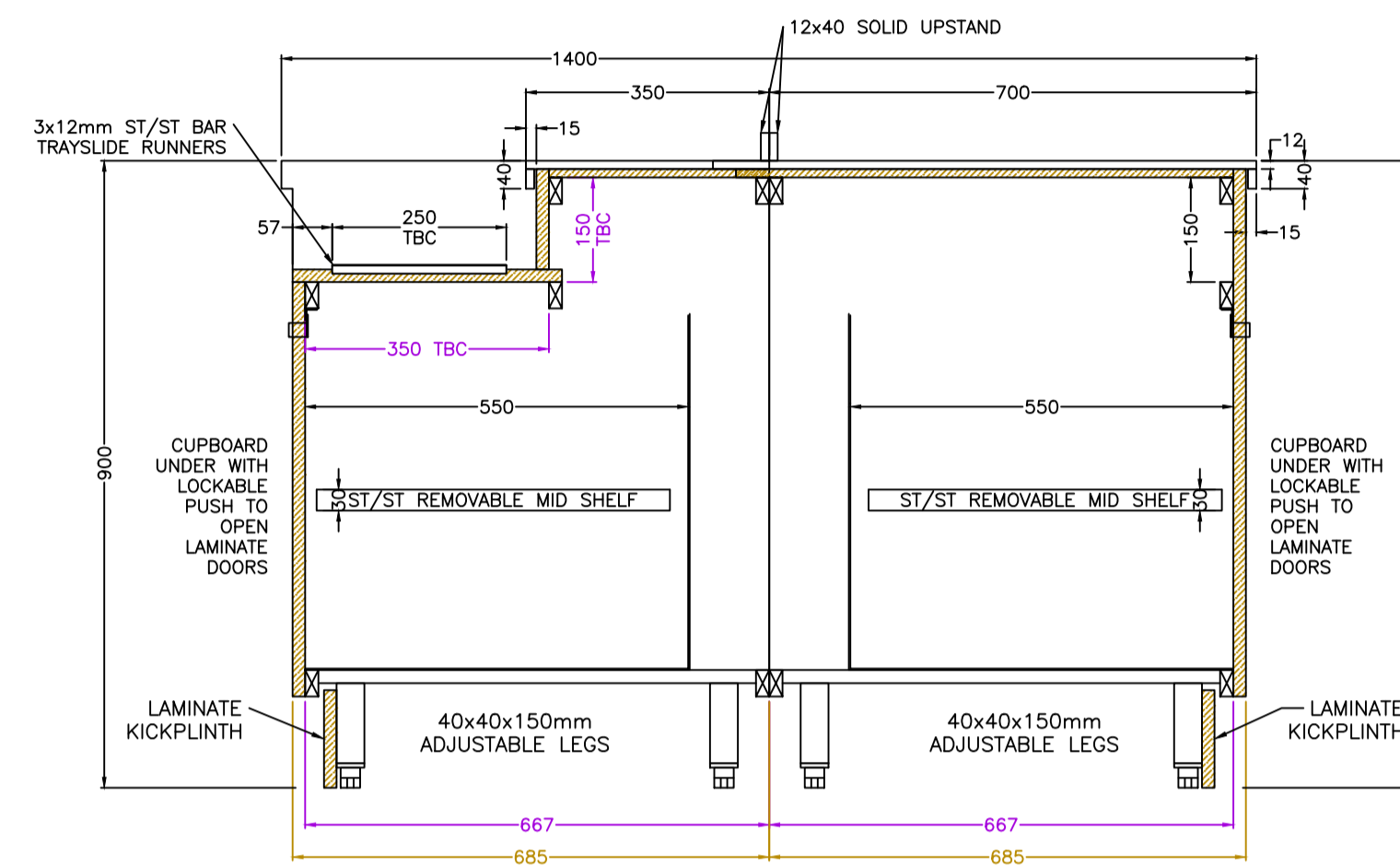
PROJECT NAME:	THE RANGE DISTRIBUTION CENTRE
DATE: 03/06/2024	GATEWAY 14
DRAWN BY: LM	STOWMARKET
PM:	SUFFOLK
REVISION: F	IPSWICH
03/06/2024 4:09 PM	IP14 5GZ
SCALE: AS SHOWN	
CLIENT: STANGARD	DRAWING: 23092/3of4



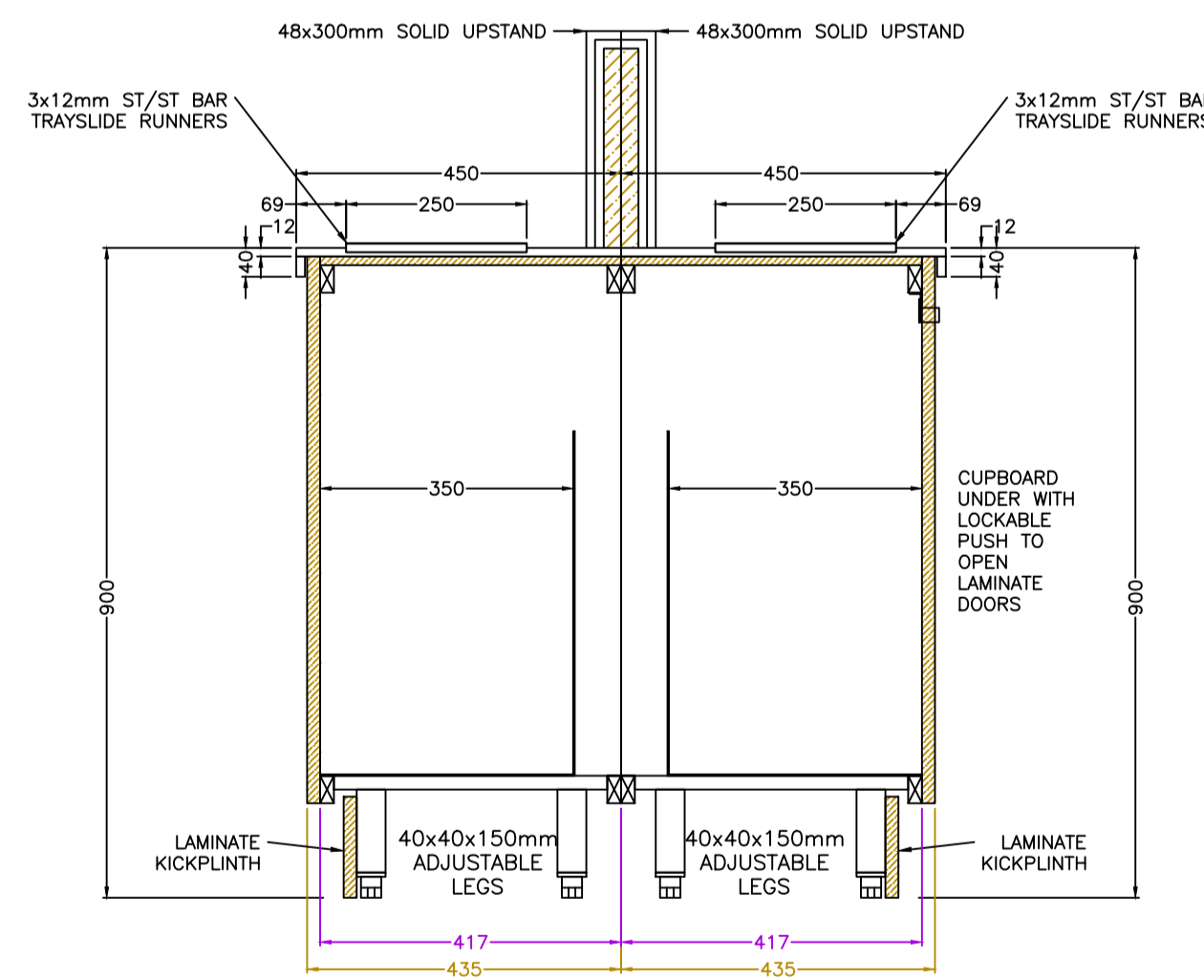
SECTION A-A
SCALE 1:10



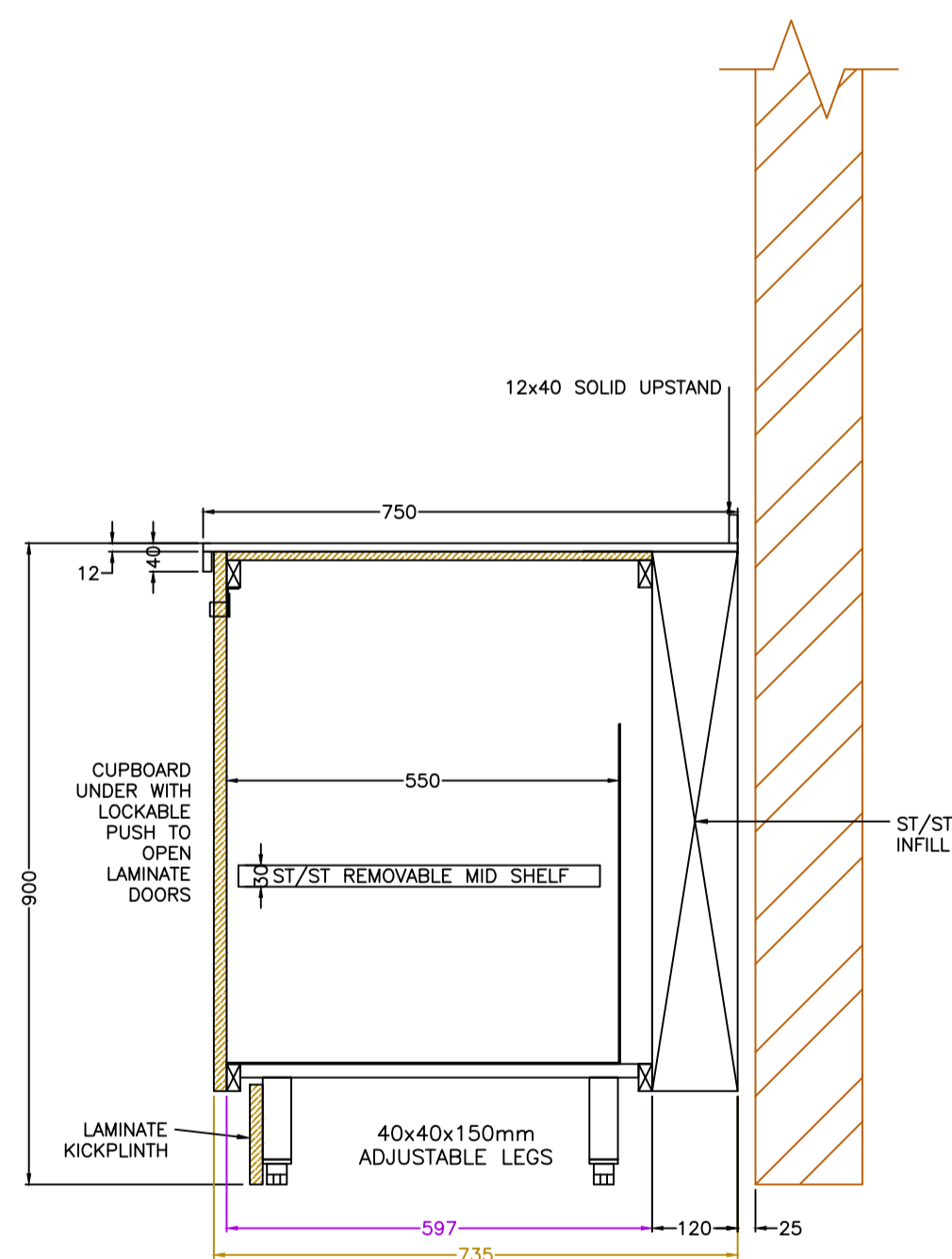
SECTION B-B
SCALE 1:10



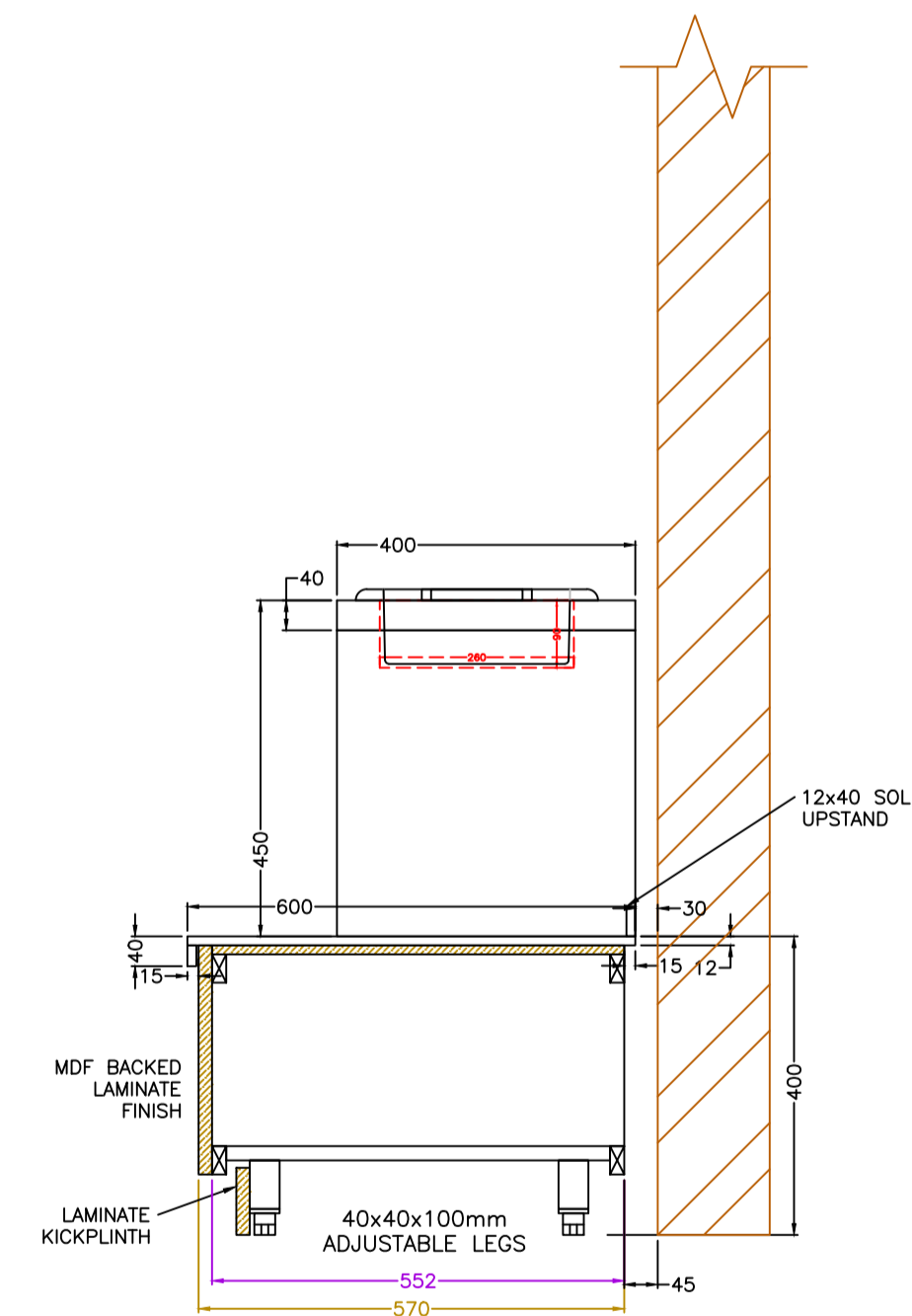
SECTION C-C
SCALE 1:10



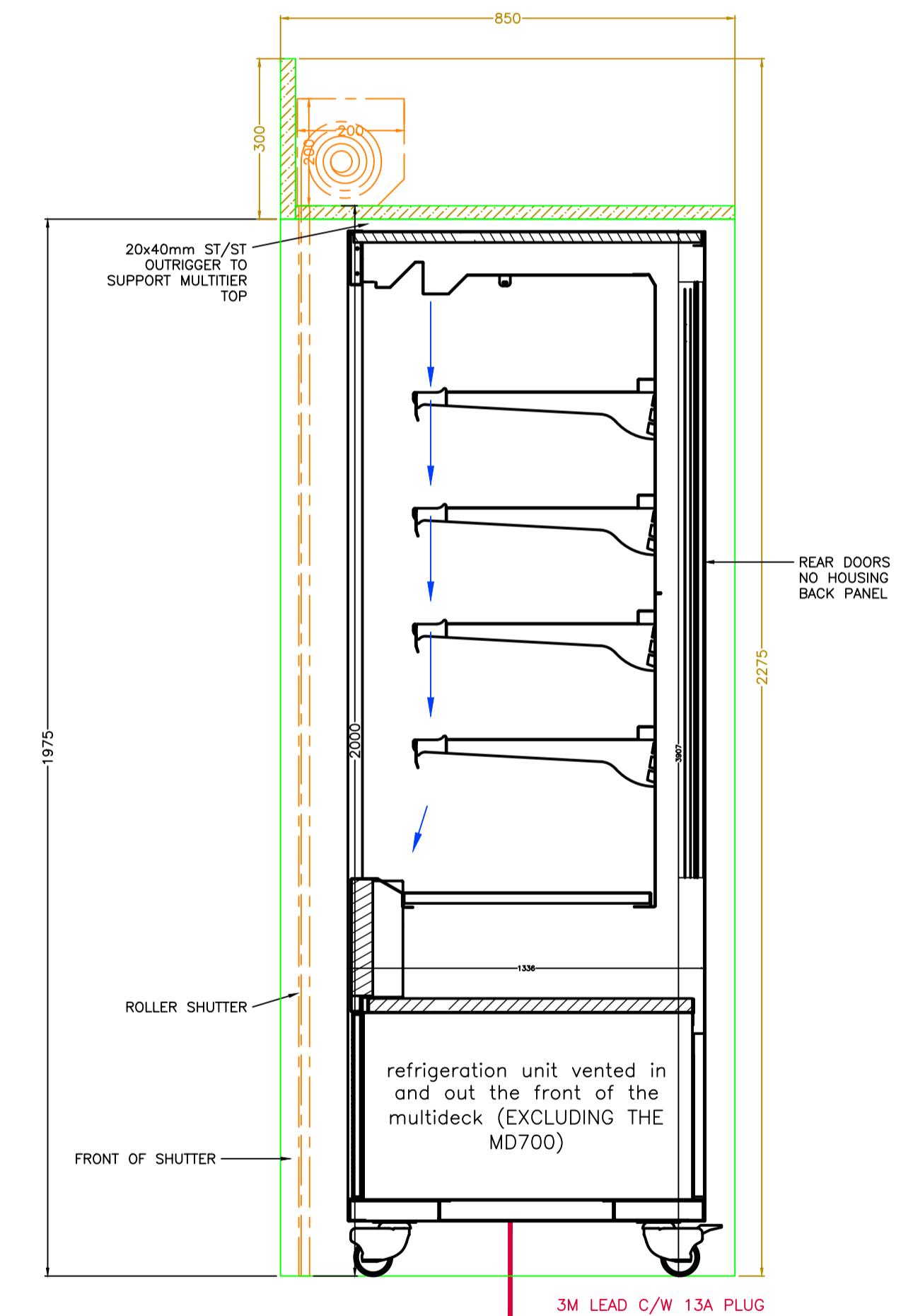
SECTION D-D
SCALE 1:10



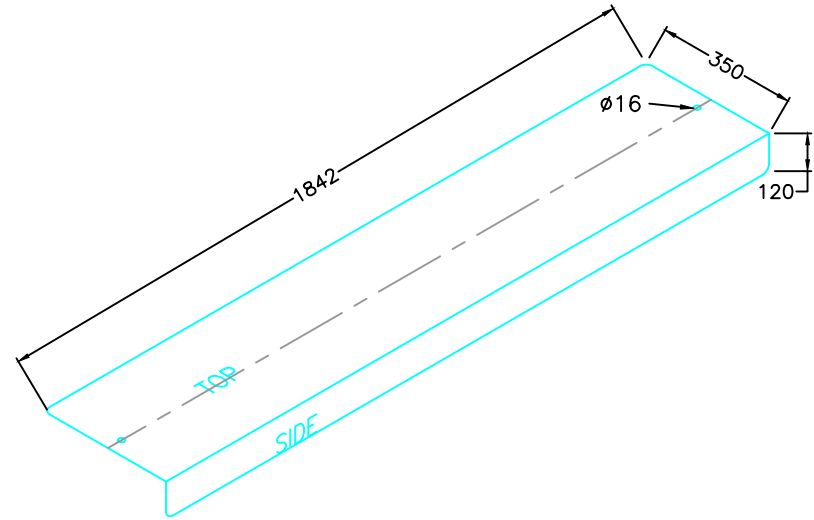
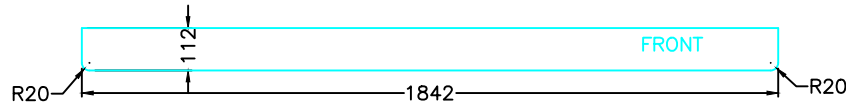
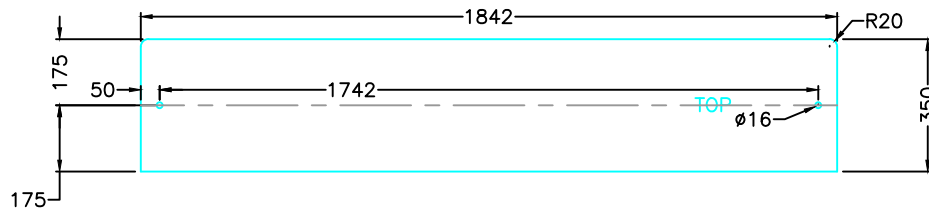
SECTION E-E
SCALE 1:10



SECTION F-F
SCALE 1:10



SECTION G-G
SCALE 1:10



23092 - THE RANGE
2 OFF GN5 SNEEZESCREEN GLASS
8mm THK CLEAR TOUGHENED GLASS - BONDED
BY STORERS



SPECIALS ORDERED

FINISHES

NOTES

EXTRAS FOR SITE DELIVERY

PROJECT NAME:

THE RANGE DISTRIBUTION CENTRE
GATEWAY 14
STOWMARKET
SUFFOLK
IPSWICH
IP14 5GZ

DATE: 03/06/2024

DRAWN BY: LM

PM:

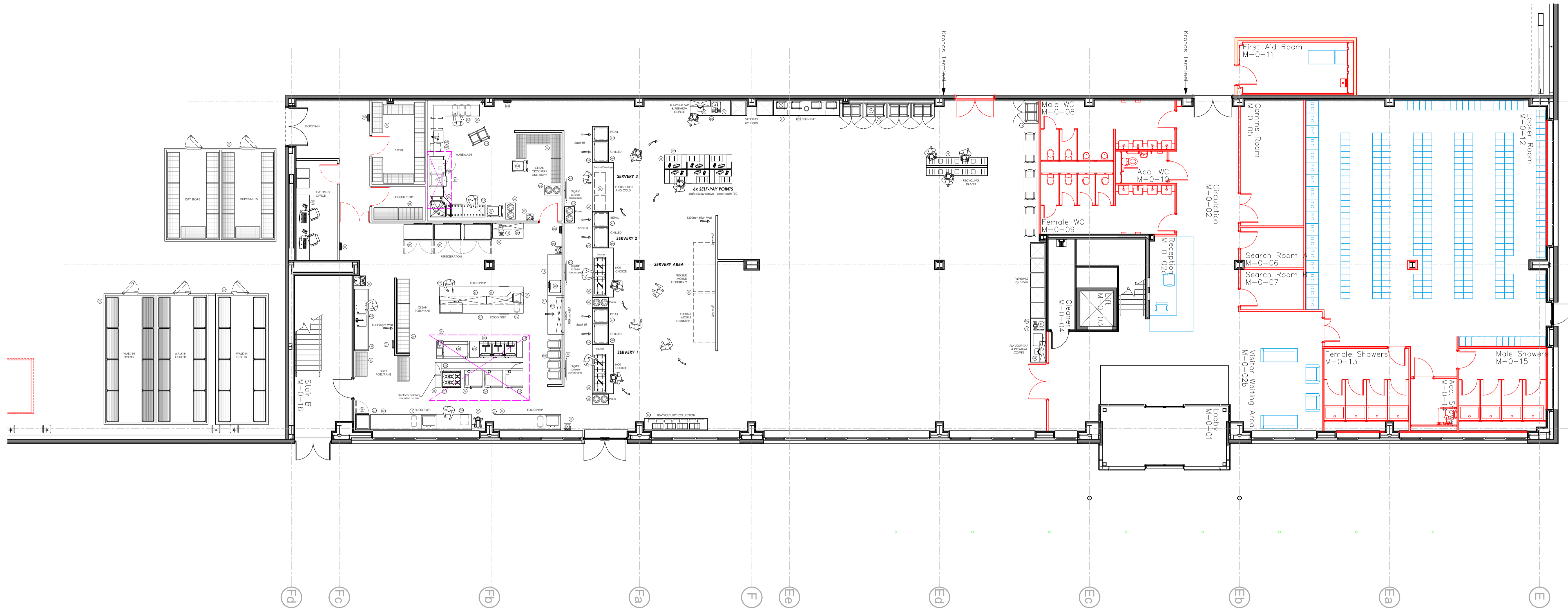
REVISION: F

03/06/2024 4:09 PM

SCALE: AS SHOWN

CLIENT: STANGARD

DRAWING: 23092



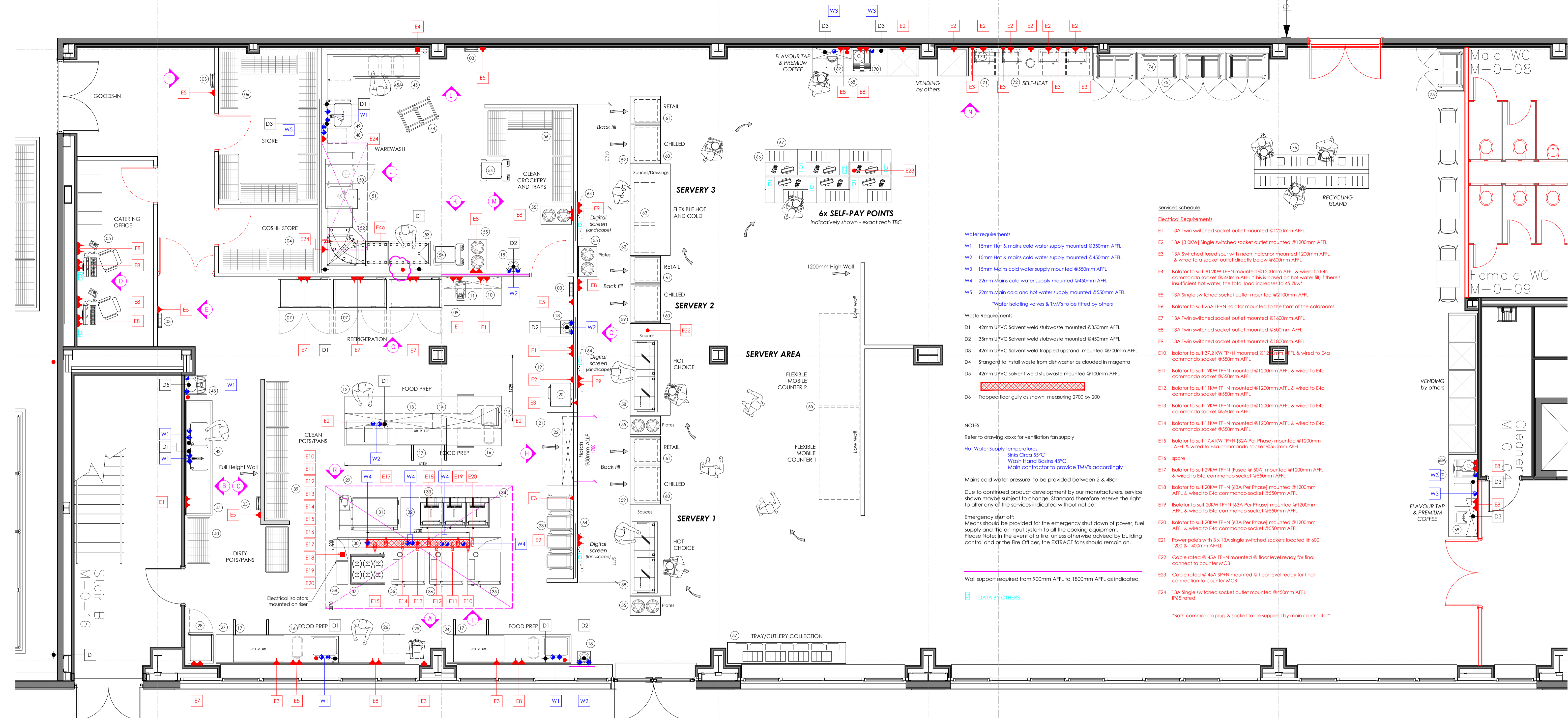
01 TWIN COMPARTMENT COLDROOM	23 GASTRONORM TROLLEYS (4)	47 omitted	69 FLAVOUR TAPS (2) - BY OTHERS
01A SINGLE COMPARTMENT COLDROOM	24 STAINLESS STEEL WALL BENCH WITH INSET SINK	48 WATER SOFTENER	70 BEAN TO CUP COFFEE MACHINE (2) - BY OTHERS
02 DUAL COMPARTMENT AMBIENT STORAGE ROOM - BY OTHERS	25 30L PLANETARY FOOD MIXER	49 PRE-RINSE SPRAY UNIT	71 AMBIENT KITCHENETTE COUNTER WITH CUPBOARDS
03 INSECT KILLER (4)	26 STAINLESS STEEL WALL BENCH WITH DRAWER	50 RACK TYPE DISHWASHER	72 GLASS DOOR UNDERCOUNTER FRIDGES (4)
04 FOUR TIER STORAGE RACKS (2)	27 STAINLESS STEEL WALL BENCH WITH INSET SINK	51 CONDENSE HOOD	73 MICROWAVE OVENS (4)
05 OFFICE FURNITURE - BY OTHERS	28 BLAST CHILLER	52 STAINLESS STEEL 90° DISHWASHER EXIT TABLE	74 TRAY RETURN TROLLEY (7)
06 FOUR TIER STORAGE RACKS (7)	29 ISLAND TYPE VENTILATION HOOD	53 STAINLESS STEEL DISHWASH ROLLER CLEANS TABLE	75 TROLLEY ENCLOSURE WITH ACCESS DOORS (5)
07 DOUBLE DOOR REFRIGERATOR (2)	30 STAINLESS STEEL SERVICES CONTAINMENT SPINE	54 TRAY TROLLEY (2)	76 RECYCLING COUNTER
08 DOUBLE DOOR FREEZER	31 IVARIO COOKING CENTRE WITH PRESSURE COOKING	55 MOBILE PLATE LOWERATOR (5)	
09 STAINLESS STEEL WALL BENCH	32 STAINLESS STEEL BENCH	56 FOUR TIER STORAGE RACK	
10 STAINLESS STEEL WALL SHELF	33 ELECTRIC SINGLE PAN, TWIN BASKET FRYER (3)	57 TRAY AND CUTLERY COLLECTION COUNTER	
11 VEG PREPARATION MACHINE	34 STAINLESS STEEL BENCH	58 HEATED FOOD SERVERY COUNTERS (2)	
12 STAINLESS STEEL FOOD PREP ISLAND WITH INSET SINK, 2x DRAWERS AND PART VOID/ PART OPEN SHELVES UNDER	35 20-1/1 ELECTRIC COMBINATION OVEN	59 SHOPFITTED HOUSINGS (3)	
13 STAINLESS STEEL 2-TIER AMBIENT OVERSHELF	36 10+6-1/1 ELECTRIC COMBINATION OVENS (2)	60 REFRIGERATED MULTI-DECK DISPLAY WITH SHUTTER (3)	
14 STAINLESS STEEL AMBIENT OVERSHELF	37 INDUCTION OVEN RANGE	61 AMBIENT RETAIL MULTI-DECK WITH SHUTTER (3)	
15 MICROWAVE OVEN	38 STAINLESS STEEL BENCH	62 FOOD SERVERY COUNTER	
16 WASTE BIN (3)	39 FOUR TIER POT RACKS - CLEANS (3)	63 SWITCHABLE HOT/COLD DISPLAYS (2) - fitted to 62 & 65	
17 2-DOOR REFRIGERATED COUNTER (3)	40 FOUR TIER POT RACKS - DIRTIES (2)	64 DIGITAL SCREENS (4) - BY OTHERS	
18 HAND WASH BASIN (3)	41 STAINLESS STEEL DOUBLE BOWL SINK UNIT	65 MOBILE FOOD SERVERY COUNTERS (2)	
19 STAINLESS STEEL WALL BENCH	42 PRE-RINSE SPRAY UNIT	66 SELF-PAY COUNTER WITH TRAY SET-DOWN (6)	
20 HIGH SPEED OVEN	43 BUCKET SINK WITH HAND BASIN	67 SELF-PAY SYSTEM - BY OTHERS	
21 STAINLESS STEEL HOTCUPBOARD	44 omitted	68 FLAVOUR TAP AND COFFEE BAR COUNTER WITH AMBIENT OVERSHELVES AND CUP DISPENSERS	
22 STAINLESS STEEL 2-TIER HEATED GANTRY	45 STAINLESS STEEL DISHWASH ENTRY TABLE	68A FLAVOUR TAP AND COFFEE BAR COUNTER WITH SINK AMBIENT OVERSHELVES AND CUP DISPENSERS	
	45A WASTE BINS (3)		
	46 DRAIN DOSING SYSTEM		

Drawing No : P23-027-SDS-IF-LA-D-Y-8543 P09 - General Arrangement
AS BUILT

Revision	Date	By	Details

STANGARD DESIGN SOLUTIONS

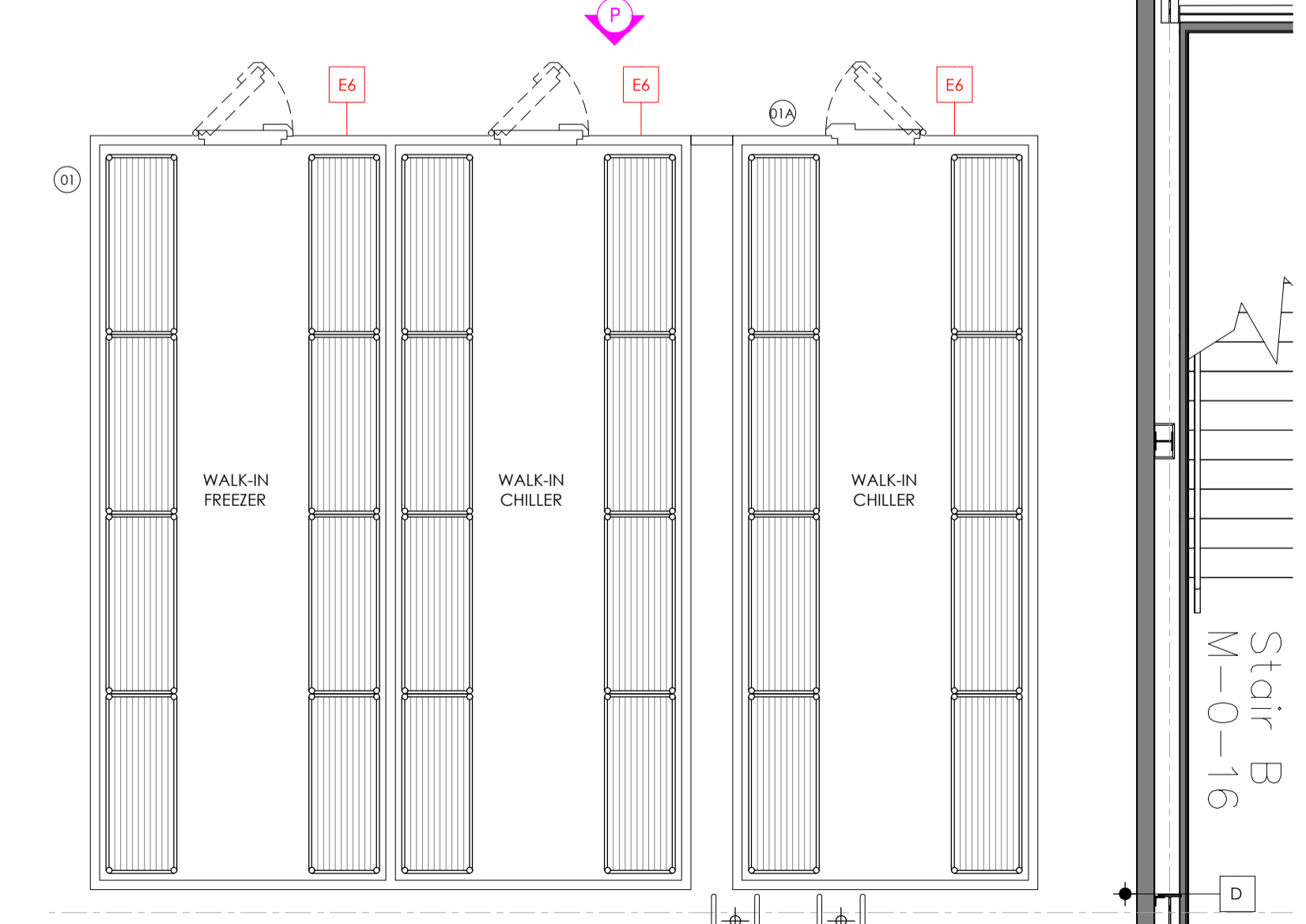
THE RANGE STOWMARKET PROPOSED CATERING FACILITY			
Drawing No	448534-1	Revision	
Scale @ A1	1:100	Designer	-
Date	18.07.23	Drawn by	MJW

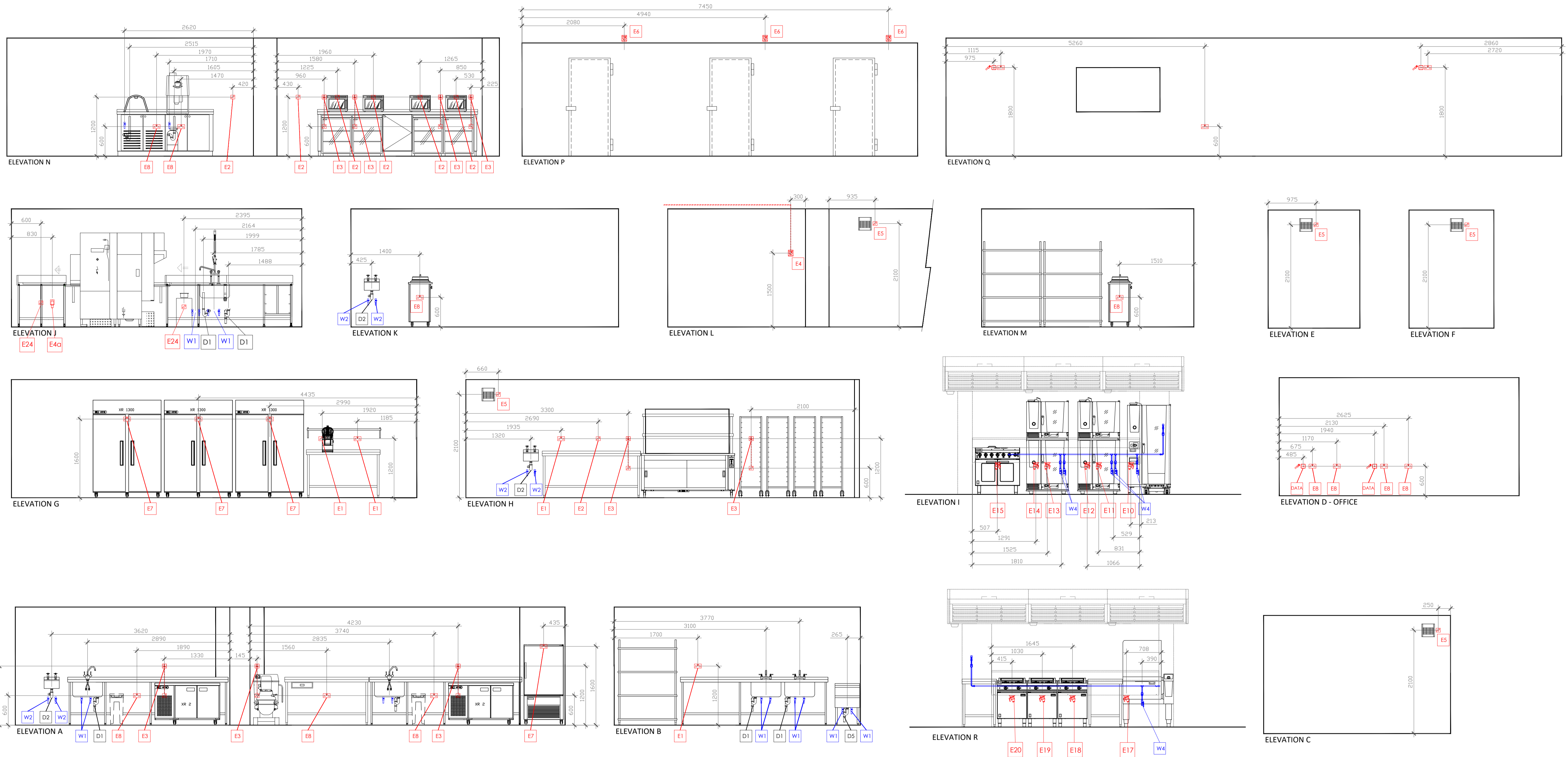


- Services Schedule**
- Electrical Requirements**
- E1 13A Twin switched socket outlet mounted @1200mm AFFL
 - E2 13A [3.0KW] Single switched socket outlet mounted @1200mm AFFL
 - E3 13A Switched fused spur with neon indicator mounted @1200mm AFFL & wired to a socket outlet directly below @600mm AFFL
 - E4 Isolator to suit 30.2KW TP+N mounted @1200mm AFFL & wired to E4a commando socket @550mm AFFL. This is based on hot water fill, if there's insufficient hot water, the total load increases to 45.7kw*
 - E5 13A Single switched socket outlet mounted @2100mm AFFL
 - E6 Isolator to suit 25A TP+N isolator mounted to the front of the coldrooms
 - E7 13A Twin switched socket outlet mounted @1600mm AFFL
 - E8 13A Twin switched socket outlet mounted @600mm AFFL
 - E9 13A Twin switched socket outlet mounted @1800mm AFFL
 - E10 Isolator to suit 37.2 KW TP+N mounted @1200mm AFFL & wired to E4a commando socket @550mm AFFL
 - E11 Isolator to suit 19KW TP+N mounted @1200mm AFFL & wired to E4a commando socket @550mm AFFL
 - E12 Isolator to suit 11KW TP+N mounted @1200mm AFFL & wired to E4a commando socket @550mm AFFL
 - E13 Isolator to suit 19KW TP+N mounted @1200mm AFFL & wired to E4a commando socket @550mm AFFL
 - E14 Isolator to suit 11KW TP+N mounted @1200mm AFFL & wired to E4a commando socket @550mm AFFL
 - E15 Isolator to suit 17.4 KW TP+N (32A Per Phase) mounted @1200mm AFFL & wired to E4a commando socket @550mm AFFL
 - E16 spare
 - E17 Isolator to suit 29KW TP+N (Fused @ 50A) mounted @1200mm AFFL & wired to E4a commando socket @550mm AFFL
 - E18 Isolator to suit 20KW TP+N (63A Per Phase) mounted @1200mm AFFL & wired to E4a commando socket @550mm AFFL
 - E19 Isolator to suit 20KW TP+N (63A Per Phase) mounted @1200mm AFFL & wired to E4a commando socket @550mm AFFL
 - E20 Isolator to suit 20KW TP+N (63A Per Phase) mounted @1200mm AFFL & wired to E4a commando socket @550mm AFFL
 - E21 Power pole's with 3 x 13A single switched sockets located @ 600 1200 & 1400mm AFFL
 - E22 Cable rated @ 45A TP+N mounted @ floor level ready for final connect to counter MCB
 - E23 Cable rated @ 45A SP+N mounted @ floor level ready for final connection to counter MCB
 - E24 13A Single switched socket outlet mounted @450mm AFFL, IP65 rated
- *Both commando plug & socket to be supplied by main contractor*

- Water requirements**
- W1 15mm Hot & mains cold water supply mounted @350mm AFFL
 - W2 15mm Hot & mains cold water supply mounted @450mm AFFL
 - W3 15mm Mains cold water supply mounted @550mm AFFL
 - W4 22mm Mains cold water supply mounted @450mm AFFL
 - W5 22mm Main cold and hot water supply mounted @550mm AFFL
- "Water isolating valves & TMV's to be fitted by others"
- Waste Requirements**
- D1 42mm UPVC Solvent weld stubwaste mounted @350mm AFFL
 - D2 35mm UPVC Solvent weld stubwaste mounted @450mm AFFL
 - D3 42mm UPVC Solvent weld trapped upstand mounted @700mm AFFL
 - D4 Stangard to install waste from dishwasher as clouded in magenta
 - D5 42mm UPVC solvent weld stubwaste mounted @100mm AFFL
 - D6 Trapped floor gully as shown measuring 2700 by 200
- NOTES:**
- Refer to drawing xxxxx for ventilation fan supply
 - Hot Water Supply temperatures:
Sinks C/ico 55°C
Wash Hand Basins 45°C
Main contractor to provide TMV's accordingly
 - Mains cold water pressure to be provided between 2 & 4bar
 - Due to continued product development by our manufacturers, service shown maybe subject to change. Stangard therefore reserve the right to offer any of the services indicated without notice.
 - Emergency shut off:
Means should be provided for the emergency shut down of power, fuel supply and the air input system to all the cooking equipment.
Please Note: In the event of a fire, unless otherwise advised by building control and/or the Fire Officer, the EXTRACT fans should remain on.
- Wall support required from 900mm AFFL to 1800mm AFFL as indicated
- B DATA BY OTHERS**

- | | | | |
|--|---|---|---|
| 01 TWIN COMPARTMENT COLDROOM | 23 GASTRONORM TROLLEYS (4) | 47 omitted | 69 FLAVOUR TAPS (2) - BY OTHERS |
| 01A SINGLE COMPARTMENT COLDROOM | 24 STAINLESS STEEL WALL BENCH WITH INSET SINK | 48 WATER SOFTENER | 70 BEAN TO CUP COFFEE MACHINE (2) - BY OTHERS |
| 02 DUAL COMPARTMENT AMBIENT STORAGE ROOM - BY OTHERS | 25 30L PLANETARY FOOD MIXER | 49 PRE-RINSE SPRAY UNIT | 71 AMBIENT KITCHENETTE COUNTER WITH CUPBOARDS |
| 03 INSECT KILLER (4) | 26 STAINLESS STEEL WALL BENCH WITH DRAWER | 50 RACK TYPE DISHWASHER | 72 GLASS DOOR UNDERCOUNTER FRIDGES (4) |
| 04 FOUR TIER STORAGE RACKS (2) | 27 STAINLESS STEEL WALL BENCH WITH INSET SINK | 51 CONDENSE HOOD | 73 MICROWAVE OVENS (4) |
| 05 OFFICE FURNITURE - BY OTHERS | 28 BLAST CHILLER | 52 STAINLESS STEEL 90° DISHWASHER EXIT TABLE | 74 TRAY RETURN TROLLEY (7) |
| 06 FOUR TIER STORAGE RACKS (7) | 29 ISLAND TYPE VENTILATION HOOD | 53 STAINLESS STEEL DISHWASH ROLLER CLEANS TABLE | 75 TROLLEY ENCLOSURE WITH ACCESS DOORS (5) |
| 07 DOUBLE DOOR REFRIGERATOR (2) | 30 STAINLESS STEEL SERVICES CONTAINMENT SPINE | 54 TRAY TROLLEY (2) | 76 RECYCLING COUNTER |
| 08 DOUBLE DOOR FREEZER | 31 VARIO COOKING CENTRE WITH PRESSURE COOKING | 55 MOBILE PLATE LOWERATOR (5) | |
| 09 STAINLESS STEEL WALL BENCH | 32 STAINLESS STEEL BENCH | 56 FOUR TIER STORAGE RACK | |
| 10 STAINLESS STEEL WALL SHELF | 33 ELECTRIC SINGLE PAN, TWIN BASKET FRYER (3) | 57 TRAY AND CUTLERY COLLECTION COUNTER | |
| 11 VEG PREPARATION MACHINE | 34 STAINLESS STEEL BENCH | 58 HEATED FOOD SERVERY COUNTERS (2) | |
| 12 STAINLESS STEEL FOOD PREP ISLAND WITH INSET SINK, 2x DRAWERS AND PART VOID/ PART OPEN SHELVES UNDER | 35 20-1/1 ELECTRIC COMBINATION OVEN | 59 SHOPFITTED HOUSINGS (3) | |
| 13 STAINLESS STEEL 2-TIER AMBIENT OVERSHELF | 36 10+6-1/1 ELECTRIC COMBINATION OVENS (2) | 60 REFRIGERATED MULTI-DECK DISPLAY WITH SHUTTER (3) | |
| 14 STAINLESS STEEL AMBIENT OVERSHELF | 37 INDUCTION OVEN RANGE | 61 AMBIENT RETAIL MULTI-DECK WITH SHUTTER (3) | |
| 15 MICROWAVE OVEN | 38 STAINLESS STEEL BENCH | 62 FOOD SERVERY COUNTER | |
| 16 WASTE BIN (3) | 39 FOUR TIER POT RACKS - CLEANS (3) | 63 SWITCHABLE HOT/COLD DISPLAYS (2) - fitted to 62 & 65 | |
| 17 2-DOOR REFRIGERATED COUNTER (3) | 40 FOUR TIER POT RACKS - DIRTIES (2) | 64 DIGITAL SCREENS (4) - BY OTHERS | |
| 18 HAND WASH BASIN (3) | 41 STAINLESS STEEL DOUBLE BOWL SINK UNIT | 65 MOBILE FOOD SERVERY COUNTERS (2) | |
| 19 STAINLESS STEEL WALL BENCH | 42 PRE-RINSE SPRAY UNIT | 66 SELF-PAY COUNTER WITH TRAY SET-DOWN (6) | |
| 20 HIGH SPEED OVEN | 43 BUCKET SINK WITH HAND BASIN | 67 SELF-PAY SYSTEM - BY OTHERS | |
| 21 STAINLESS STEEL HOTCUPBOARD | 44 omitted | 68 FLAVOUR TAP AND COFFEE BAR COUNTER WITH AMBIENT OVERSHELVES AND CUP DISPENSERS | |
| 22 STAINLESS STEEL 2-TIER HEATED GANTRY | 45 STAINLESS STEEL DISHWASH ENTRY TABLE | 68A FLAVOUR TAP AND COFFEE BAR COUNTER WITH SINK AMBIENT OVERSHELVES AND CUP DISPENSERS | |
| | 45A WASTE BINS (3) | | |
| | 46 DRAIN DOSING SYSTEM | | |



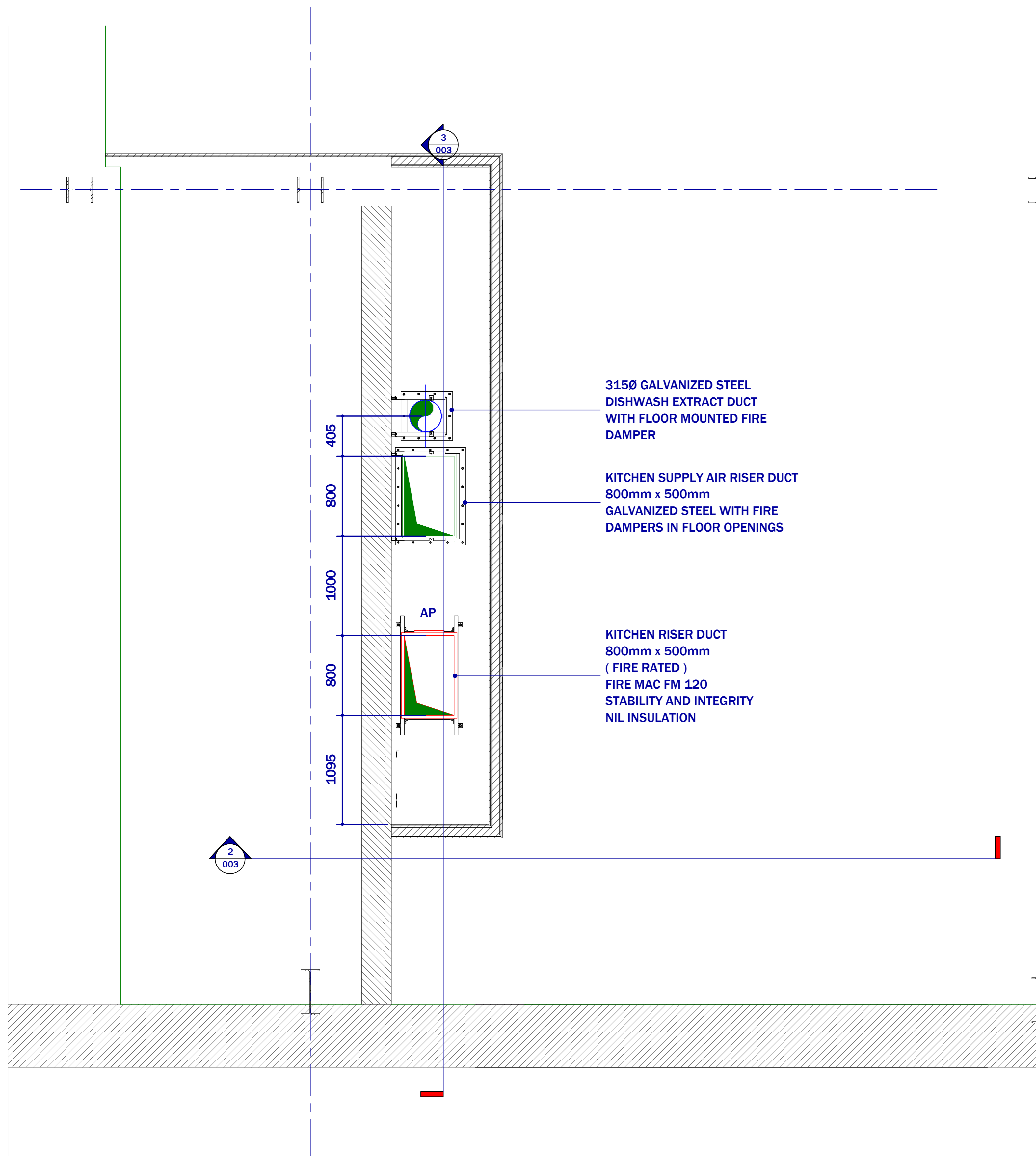


P23-027-SDS-IF-LA-D-Y-8543 P02 - M & E Elevations
 Drawing No : AS BUILT

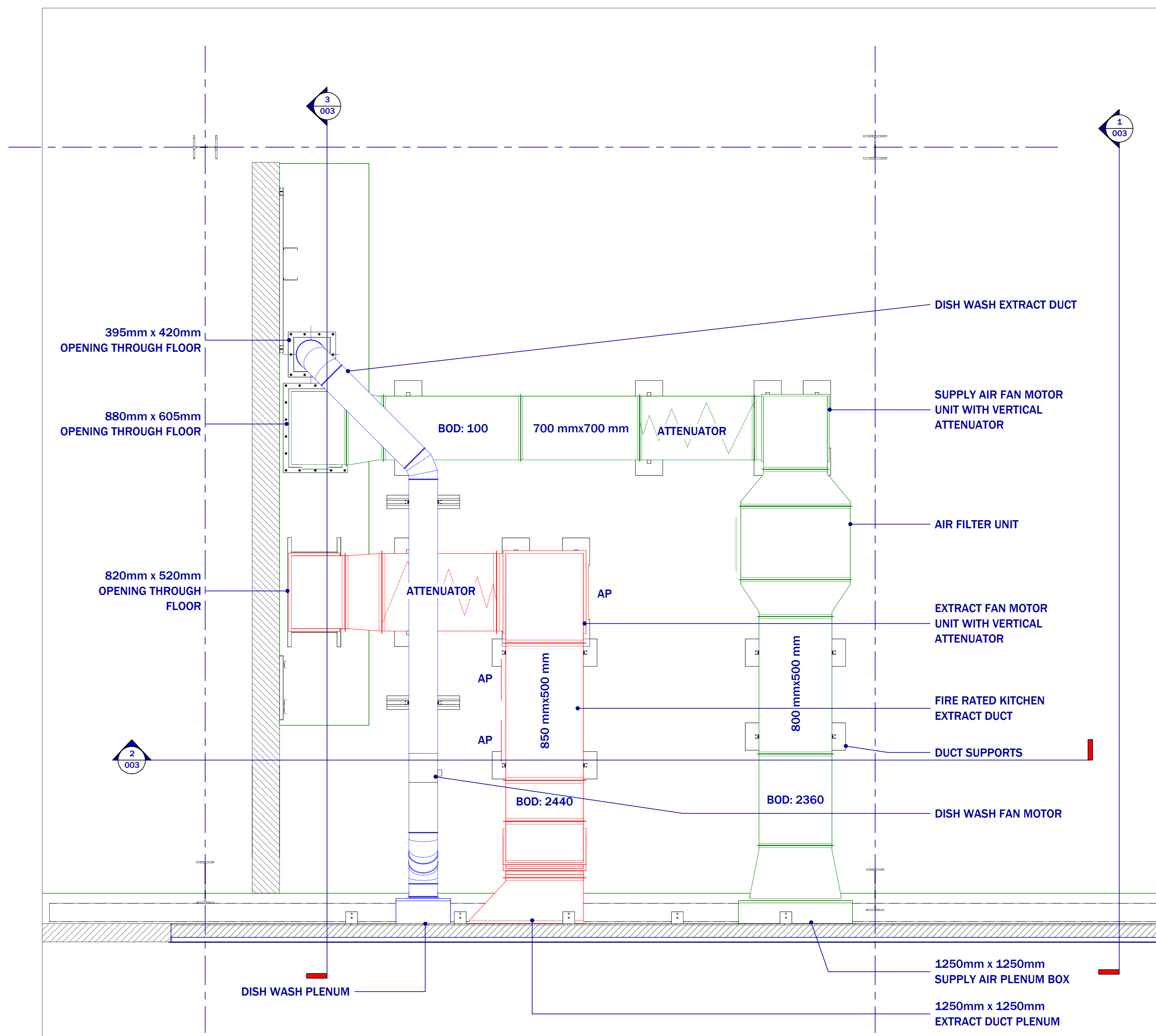
Revision	Date	By	Details

Revision	Date	By	Details

THE RANGE STOWMARKET PROPOSED M & E Elevations			
Drawing No	448534-4	Revision	-
Scale @ A1	1:50	Designer	MJW
Date	18.07.23	Drawn by	AP



1 FIRST FLOOR - KITCHEN RISER DUCTS
1 : 25



2 SECOND FLOOR - KITCHEN VENT
1 : 25



Rev	Description	Date
P01	FOR COMMENT / APPROVAL	26-03-24
P02	Stangard layout updated, weights added, hood position modified.	16-04-24

PROJECT NAME
THE RANGE

PROJECT ADDRESS
GATEWAY BOULEVARD
STOWMARKET
IP14 5 BP

TITLE
FIRST AND SECOND FLOOR
KITCHEN VENT PLANT

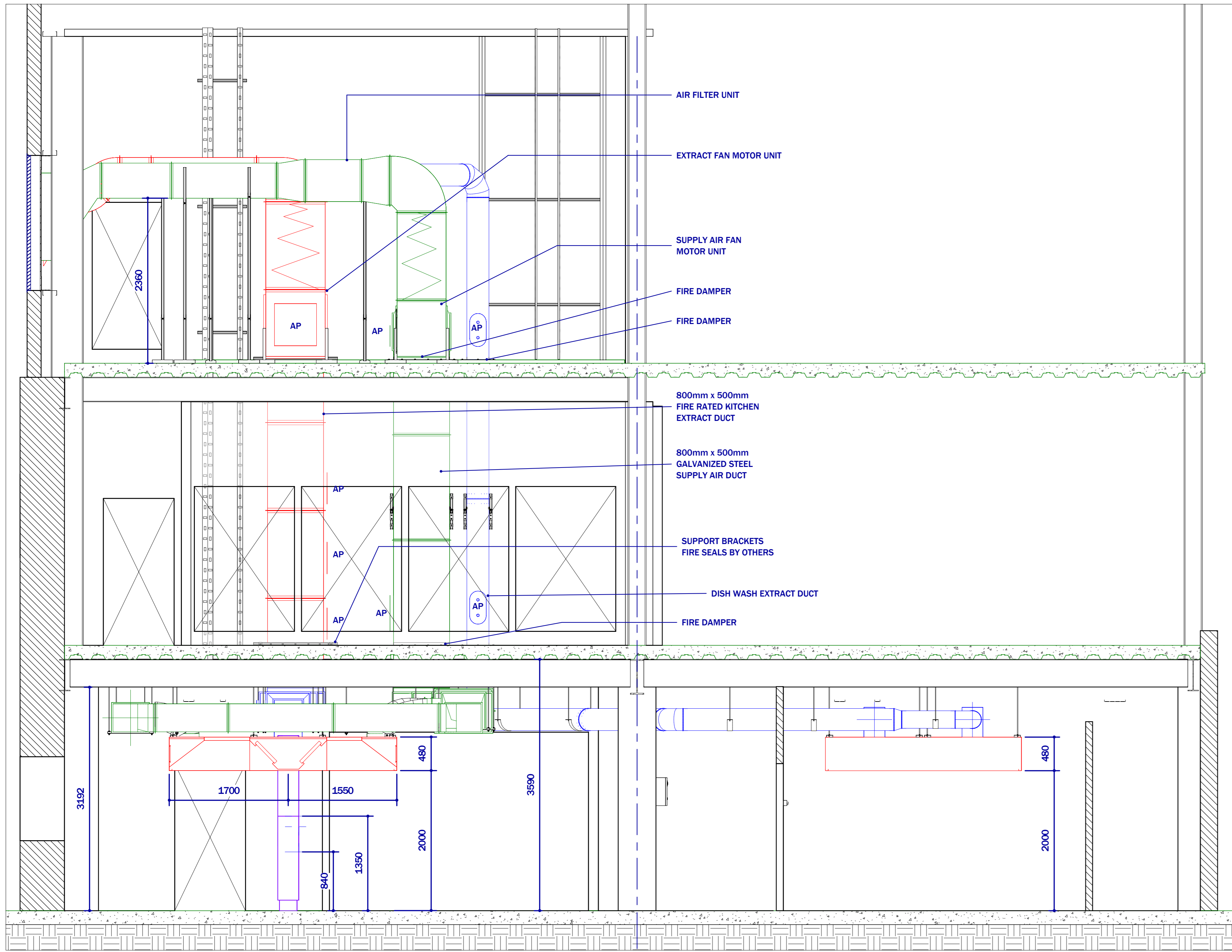
CLIENT
STANGARD

PROJECT NUMBER
14197

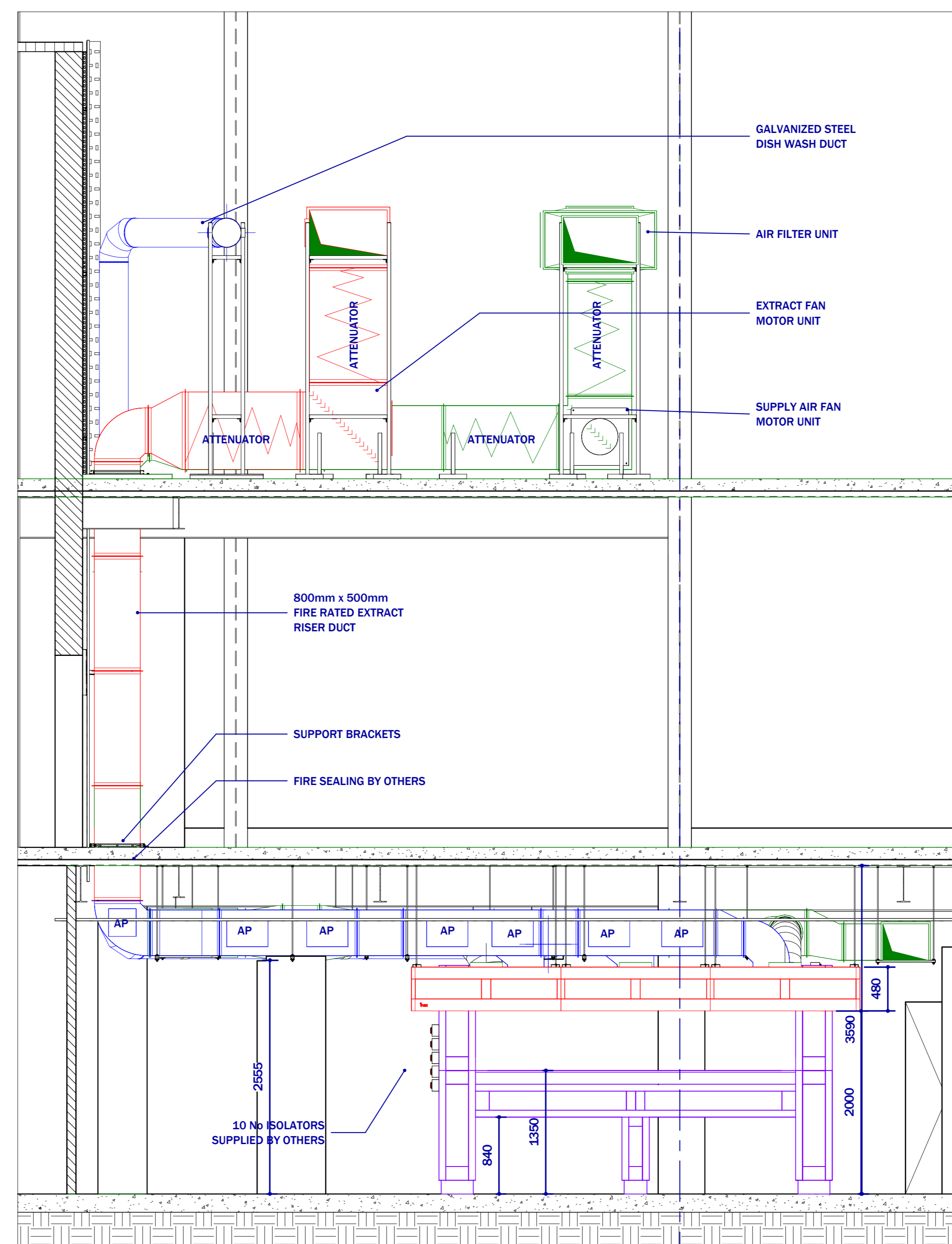
DRAWING NUMBER
002

REV P02 SCALE (@A0)
1 : 25

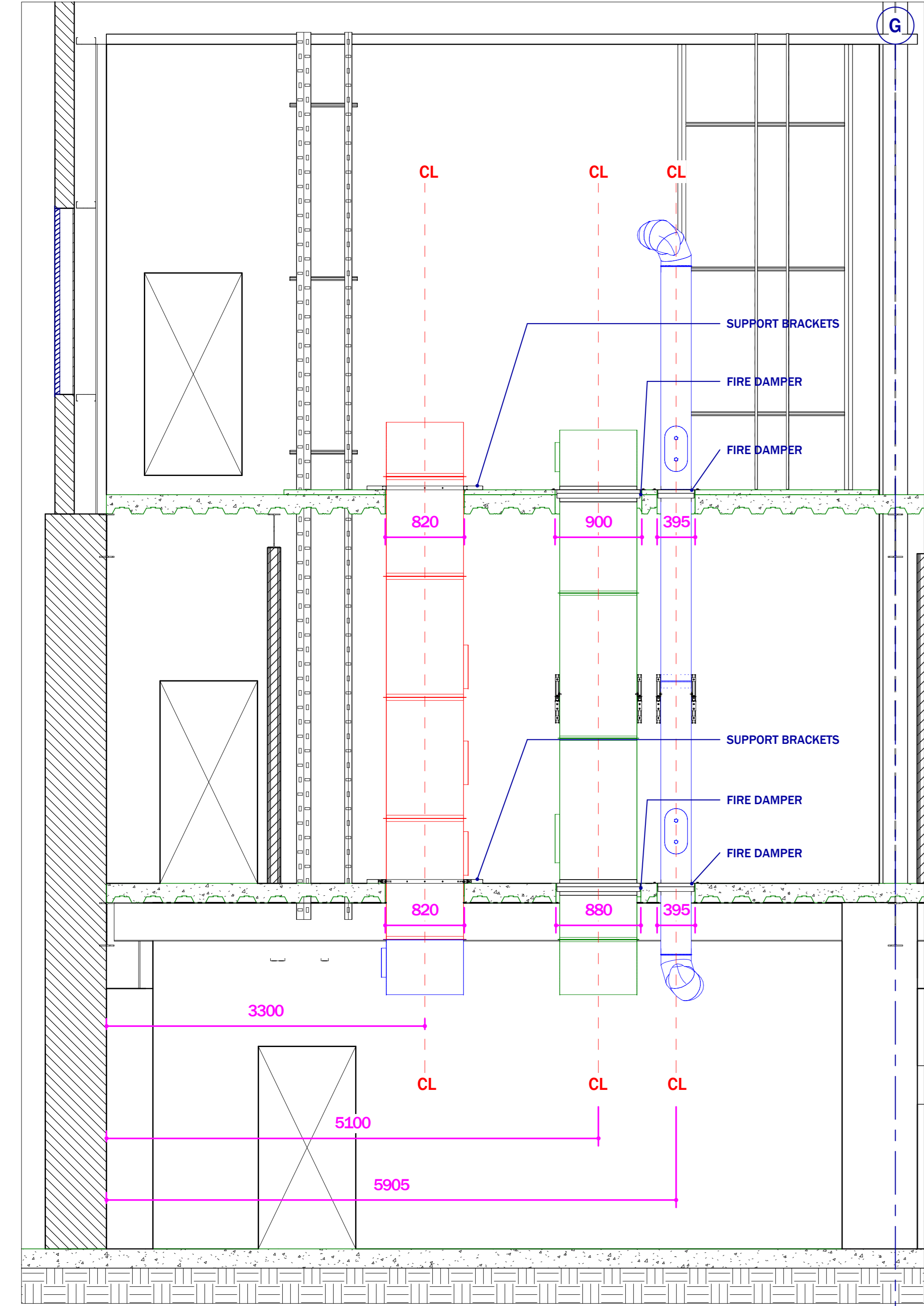
DRAWN BY MP CHECKED BY LP DATE 16-04-24



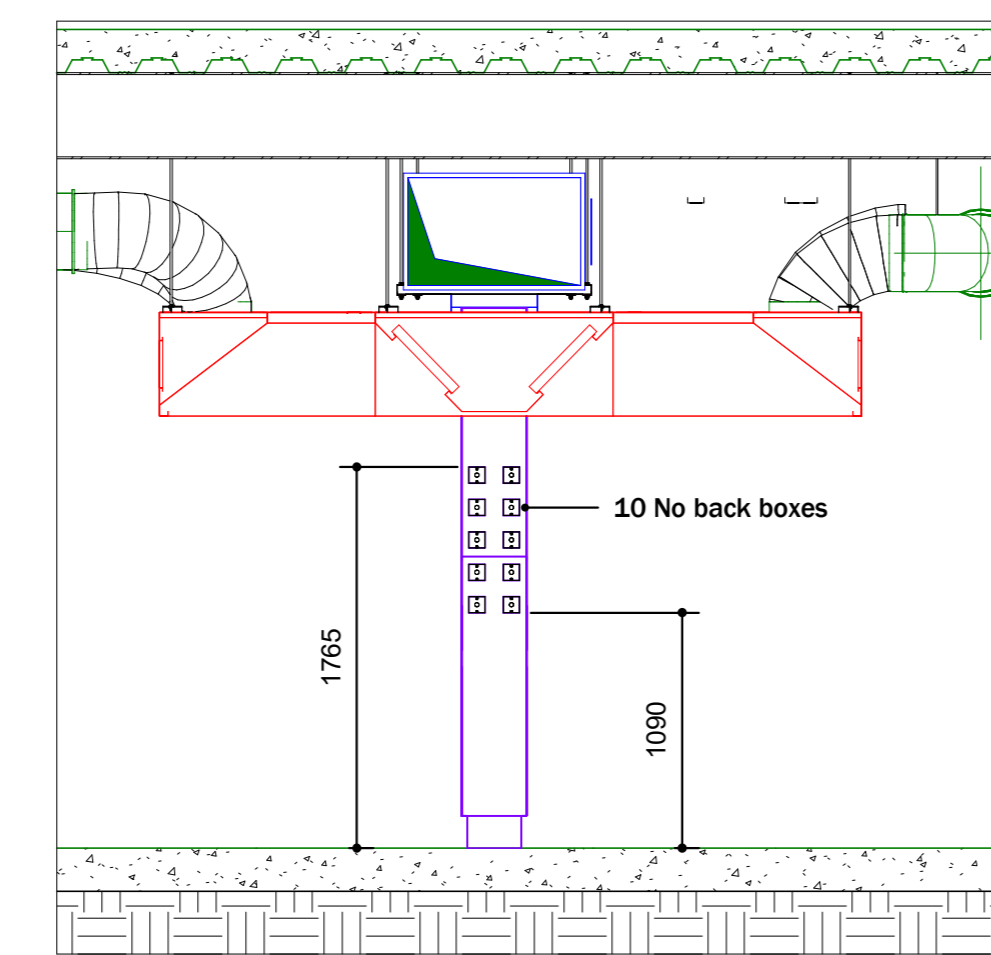
1 Section 1
1:35



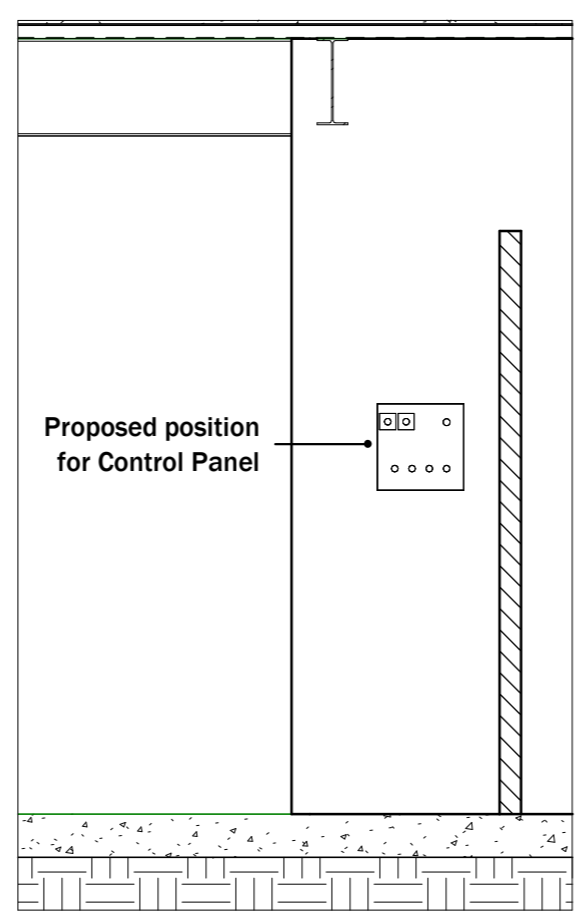
2 Section 2
1:35



3 Section 3
1:35



4 Section 4
1:35

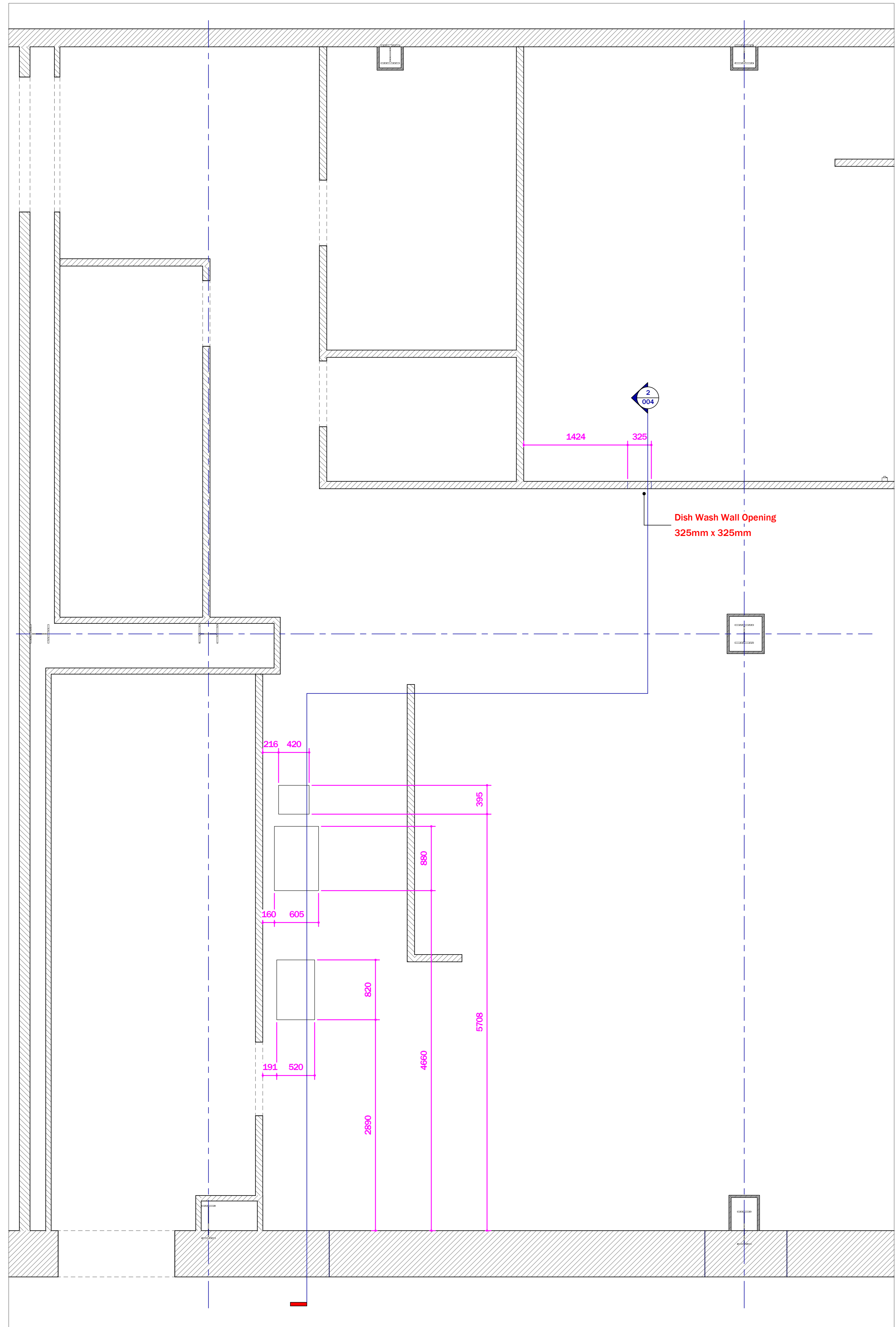


5 Section 5
1:35

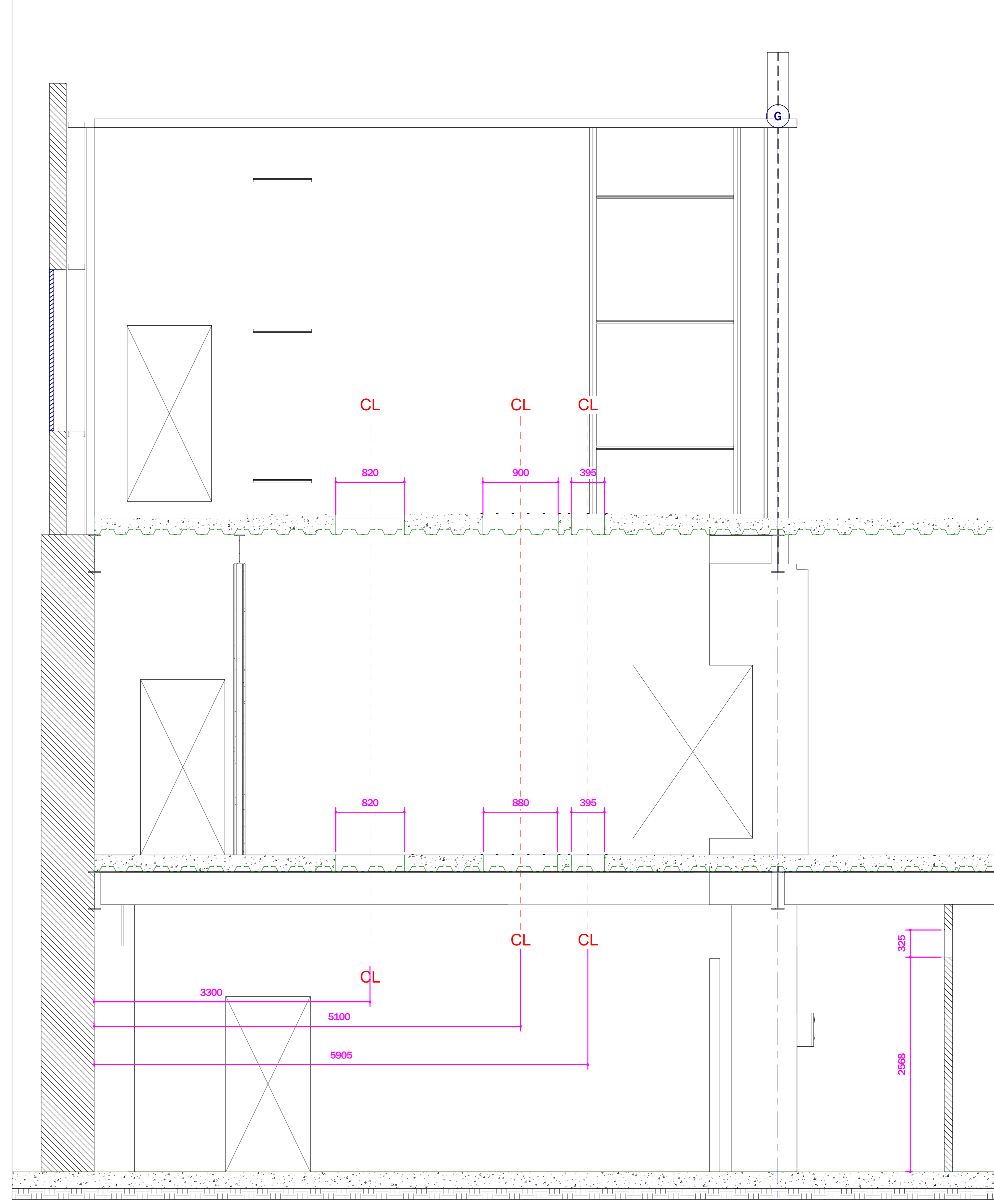
Rev	Description	Date
P01	FOR COMMENT / APPROVAL	26-03-24
P02	Stangard layout updated, weights added, hood position modified.	16-04-24

PROJECT NAME THE RANGE		
PROJECT ADDRESS GATEWAY BOULEVARD STOWMARKET IP14 5 BP		
TITLE SECTIONS		
CLIENT STANGARD		
PROJECT NUMBER 14197		
DRAWING NUMBER 003		
REV P02	SCALE (@A0) 1 : 35	
DRAWN BY MP	CHECKED BY LP	DATE 16-04-24





1 002 KITCHEN VENT BUILDERS PLAN
1:25



2 Section 6
1:25



Rev	Description	Date
P01	FOR COMMENT / APPROVAL	26-03-24
P02	Stangard layout updated, weights added, hood position modified.	16-04-24

PROJECT NAME
THE RANGE

PROJECT ADDRESS
GATEWAY BOULEVARD
STOWMARKET
IP14 5 BP

TITLE
KITCHEN VENT - BUILDERS WORKS

CLIENT
STANGARD

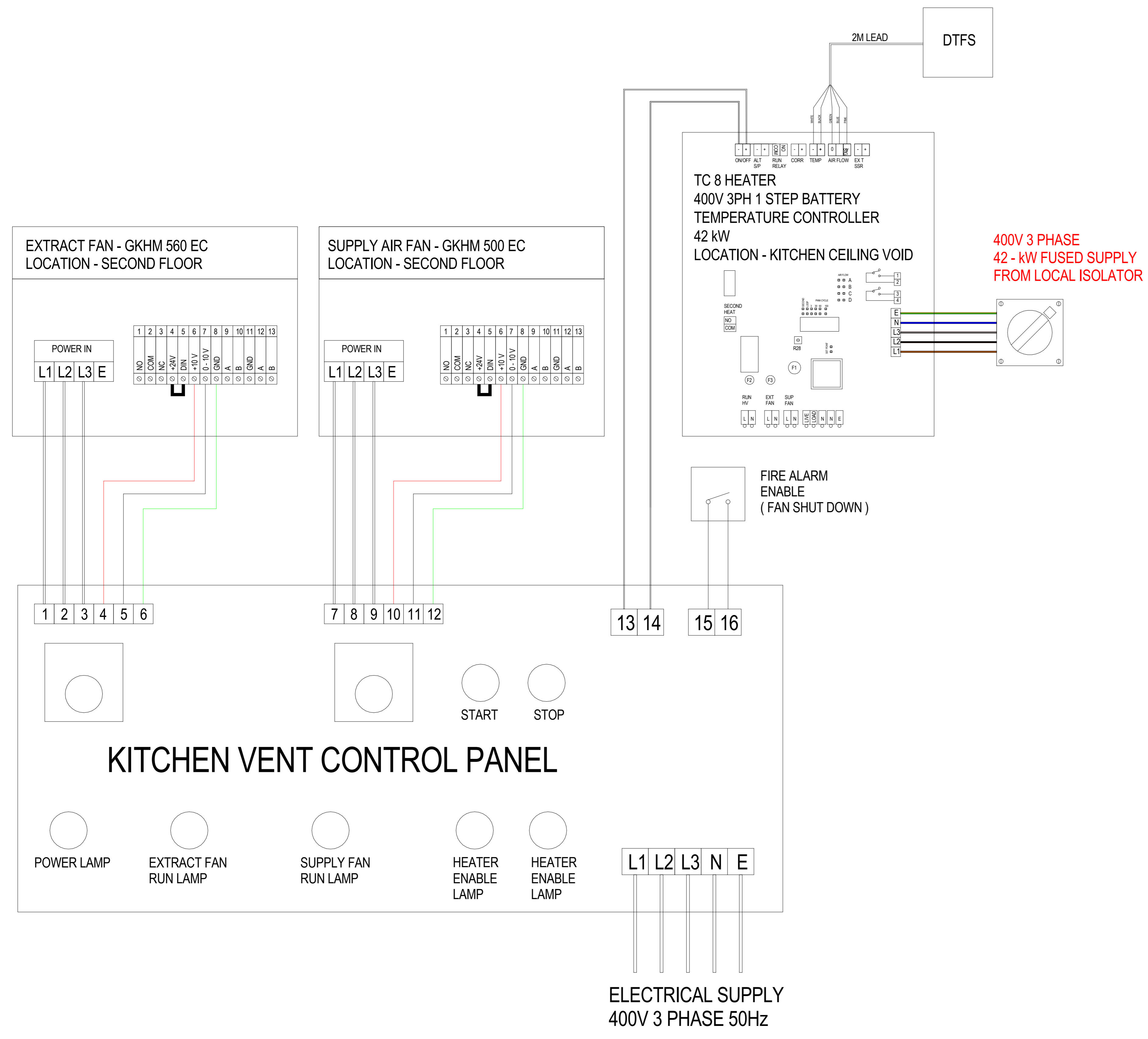
PROJECT NUMBER
14197

DRAWING NUMBER
004

REV P02 SCALE (@A0)
1 : 25

DRAWN BY MP	CHECKED BY LP	DATE 16-04-24
----------------	------------------	------------------

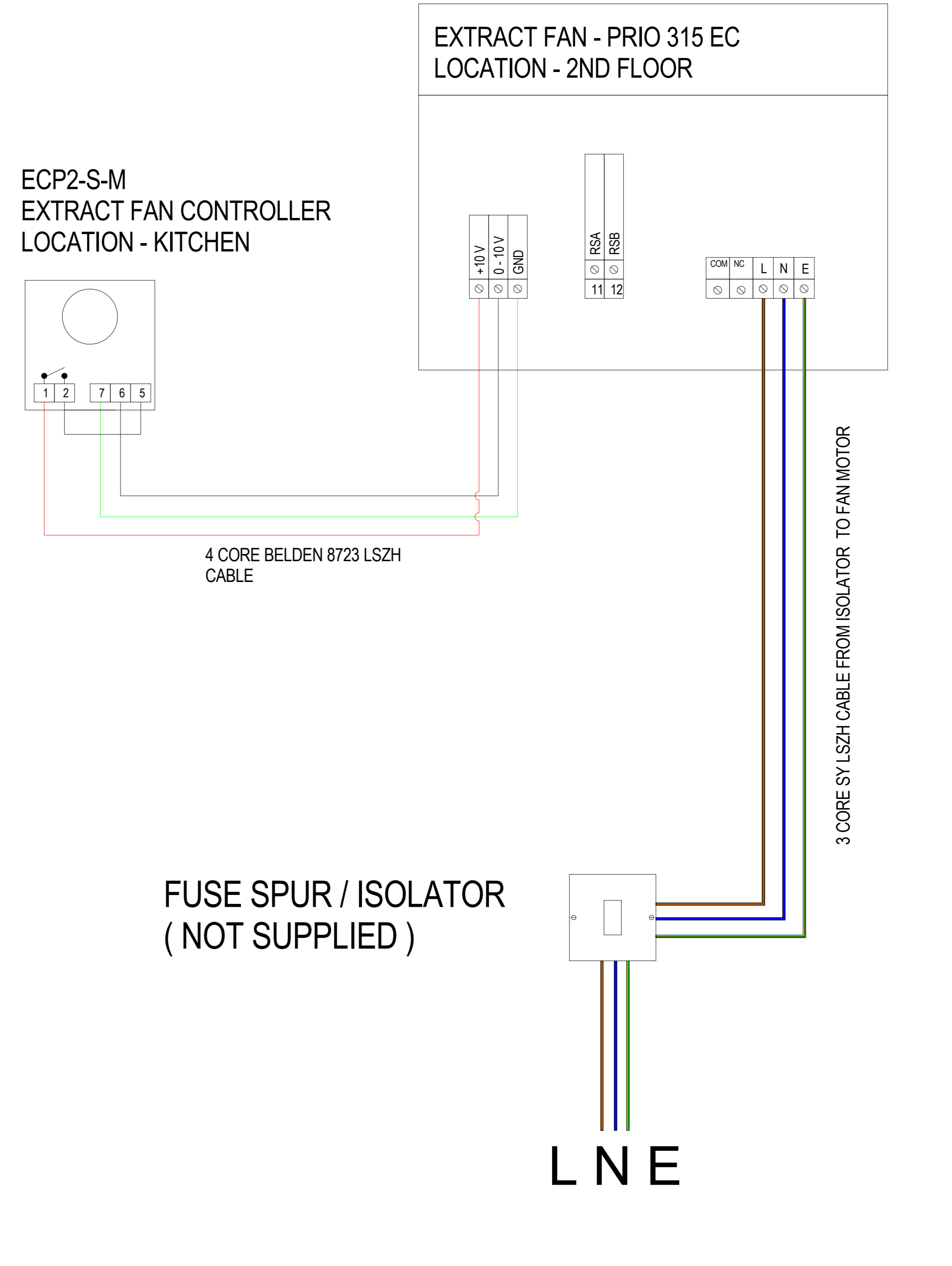
KITCHEN VENT WIRING SCHEMATIC



ELECTRICAL DETAILS - EXTRACT FAN	
MANUFACTURER	ROSENBERG
MODEL	GKHM 560
ART No	N43-56010
VOLTAGE	400 V
FREQ	50 Hz
PHASE	3
INPUT POWER	4.28 kW
INPUT CURRENT	6.55 AMPS
LOCATION	SECOND FLOOR
CONTROLLER	CONTROL PANEL

ELECTRICAL DETAILS - SUPPLY AIR FAN	
MANUFACTURER	ROSENBERG
MODEL	GKHM 500
ART No	N43-50021
VOLTAGE	400 V
FREQ	50 Hz
PHASE	3
INPUT POWER	3.6 kW
INPUT CURRENT	5.5 AMPS
LOCATION	SECOND FLOOR
CONTROLLER	CONTROL PANEL

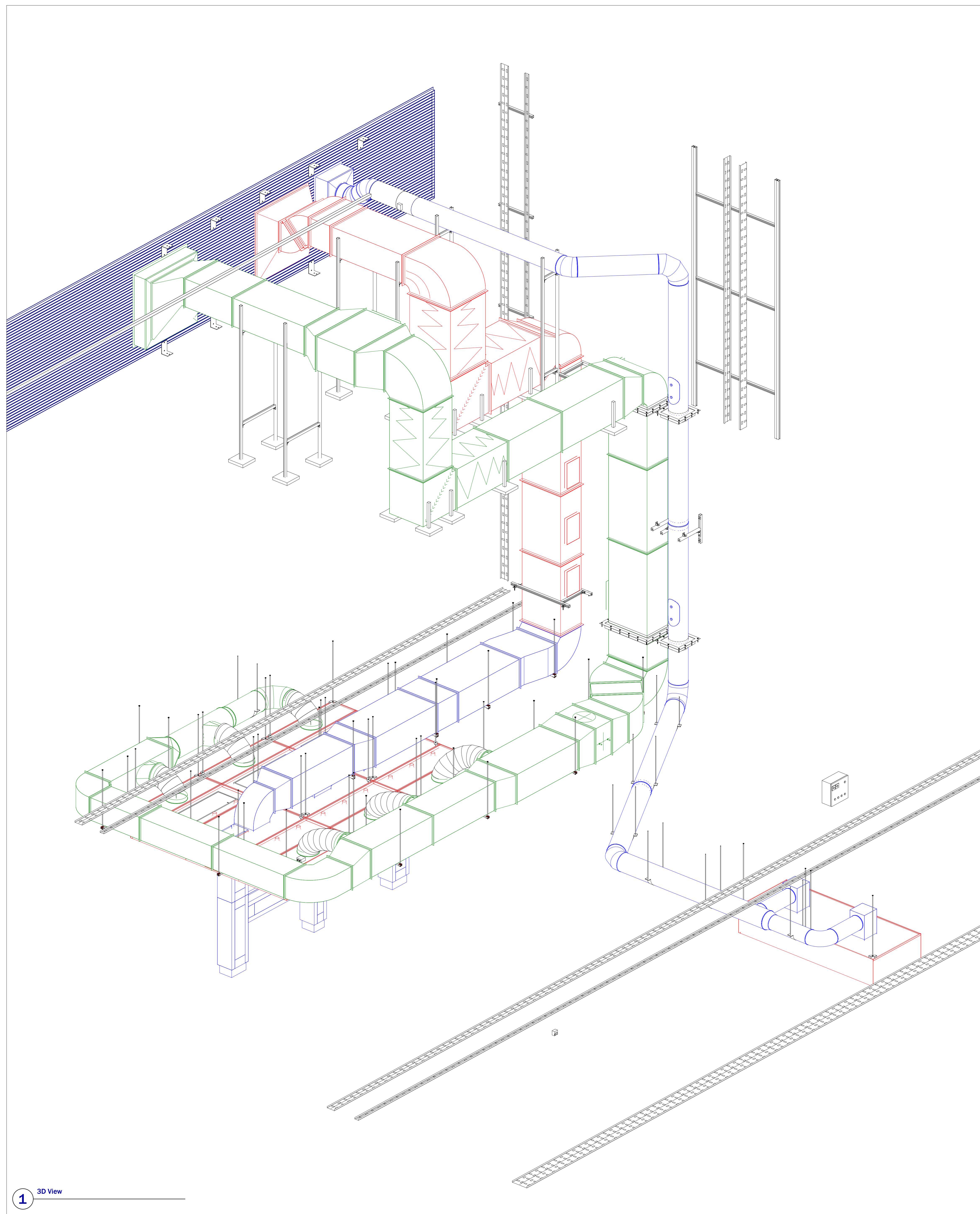
DISH WASH FAN SCHEMATIC



ELECTRICAL DETAILS - DISH WASH FAN	
MANUFACTURER	SYSTEM AIR
MODEL	PRIO 315 EC
ART No	87795
VOLTAGE	230 V
FREQ	50 Hz
PHASE	1
INPUT POWER	528 WATTS
INPUT CURRENT	3.32 AMPS
LOCATION	SECOND FLOOR
CONTROLLER	POTENTIOMETER

Rev	Description	Date
P01	FOR COMMENT / APPROVAL	26-03-24
P02	Stangard layout updated, weights added, hood position modified.	16-04-24

PROJECT NAME THE RANGE		
PROJECT ADDRESS GATEWAY BOULEVARD STOWMARKET IP14 5 BP		
TITLE KITCHEN VENT - WIRING		
CLIENT STANGARD		
PROJECT NUMBER 14197		
DRAWING NUMBER 005		
REV P02	CHECKED BY LP	DATE 16-04-24
DRAWN BY MP		SCALE (@A0) As indicated



1 3D View



Rev	Description	Date
P01	FOR COMMENT / APPROVAL	26-03-24
P02	Stangard layou updated, weights added, hood position modified.	16-04-24

PROJECT NAME
THE RANGE

PROJECT ADDRESS
GATEWAY BOULEVARD
STOWMARKET
IP14 5 BP

TITLE
KITCHEN VENT - 3D VIEW

CLIENT
STANGARD

PROJECT NUMBER
14197

DRAWING NUMBER
007

REV
P02

SCALE (@A0)

DRAWN BY	CHECKED BY	DATE
MP	LP	16-04-24