
Bird Control (Eco Environmental Services Ltd)

Contents

Bird Control
Jamie Marsh
J.Mash@ecoltd.net
01752 669009

Contents

Scope of Works

Certificates/Warranties/Guarantees

Cleaning and Maintenance Regimes


Data Sheets



winvic

winvic.co.uk

Scope of Works



winvic

winvic.co.uk

OPERATION & MAINTENANCE MANUAL

for

Winvic Construction Limited

PIGEON PROTECTION SYSTEMS

at

The Range, Gateway 14 Stowmarket IP14 5BP

Installation completion date: 21st June 2024

Contents

- 1 Contents & Introduction
- 2 Scope of Works
- 3 Suppliers Products
- 4 Cleaning & Maintenance
- 5 Access for Cleaning & Maintenance
- 6 Replacement
- 7 Dismantling and disposal
- 8 Drawing Register
- 9 Ironmongery Schedule
- 9 Test Certificates & Guarantees
- 11 Building Regulations & Other Statutory Approval
- 12 Spares
- 13 Residual Hazard
- 14 COSHH
- 15 Design Calculations

All correspondence should be addressed to the trade contractor below

Email j.mash@ecoltd.net

Contact Jamie Mash



2 Scope of Works

Installation of pigeon deterrent systems to:

Item	Level	Area	Quantity	Action
1		External	15	Following the manufacturer's instructions, install Broadband Pro 4-Channel Ultrasonic and Bio-Acoustic Deterrent.
4	Grd	Doorways	16 * 4.5m	Following the manufacturer's instructions, fit a single line of rat-mats across doorways as directed by the main contractor. Power supply for the energisers to be provide by others and is not included.



3 Products Used

Broadband Pro 4-Channel Ultrasonic and Bio-Acoustic Deterrent

4-way weatherproof bio acoustic (audible) & ultrasonic deterrent system

3 Predator Cries add terror and realism

3 Harassments are an extra incentive to for the birds to

leave Powerful Ultrasonics round-off the sound attack

Covers up to 3600 square feet (900 square feet from each speaker)

Speaker dimensions 102mm wide X 145mm high X 85mm deep

RatMats

RatMat Tile Dimensions - 30cm by 30cm by 1cm. Weight - 0.81kg.

Materials - PVC tile base; fire resistant, self extinguishing. Stainless steel surface insert; rustproof.

Manufacturer - manufactured in China for Hammer Technologies Ltd. CE standards - CE EN14041 and CE EN 13501-1:2007+A1:2009. Disposal - recycle where possible.

RatMat Edge

Dimensions - 4cm by 30cm by 1cm. Weight - 0.09kg.

Materials - PVC; fire resistant, self extinguishing.

Manufacturer - manufactured in China for Hammer Technologies Ltd. CE standards - CE EN14041 and CE EN 13501-1:2007+A1:2009. Disposal - recycle where possible.

RatMat Corner

Dimensions - 4cm by 30cm by 1cm. Weight - 0.01kg.

Materials - PVC; fire resistant, self extinguishing.

Manufacturer - manufactured in China for Hammer Technologies Ltd. CE standards - CE EN14041 and CE EN 13501-1:2007+A1:2009. Disposal - recycle where possible.

RatMat Energiser

Dimensions - 19.7cm by 9.1cm by 5.1cm Weight - 1kg.

Input - 12 volts DC, 80mA, adaptor supplied.

Output - 7000 volts, 0.45 joules, pulse duration 0.003 seconds. Delivers shock across at least 25 metres of tiles, over 100 meters in ideal conditions.

Materials - mixed plastics and electrical.


Manufacturer - manufactured in the UK for Hammer Technologies Ltd.

CE standards - EN 55014-1:2006 + A1:2009, EN 55014-2:1997, EN 61000-3- 2:2006 + A1:2009 + A2:2009, EN 61000-3-3:2008, EN 60335-1:2002 + A11:2008 + A12:2010, CE EN 13501-1:2007+A1:2009.

Water resistance - IPX4.



Certificates/Warranties/Guarantees



winvic

winvic.co.uk

10 Test Certificates & Guarantee's

No test certificates available


Carries a one year warranty.

Please note this does not cover damage caused by third party.

If third party damage does occur, please contact Eco Environmental Services Ltd to arrange for a survey and a quotation for repair as needed.



Cleaning and Maintenance Regimes



winvic

winvic.co.uk

5 Access for Cleaning & Maintenance

Broadband Pro 4-Channel Ultrasonic and Bio-Acoustic Deterrent

These units are specifically designed for extensive outdoor use and temperature extremes. The electronic circuits inside the unit are coated for oxidation and moisture protection and no maintenance. For the longest life of the external components, clean off any access dirt or corrosion. Twice a year, lubricate the switch sockets and the connections with silicone spray.

For further information see the accompanying instructions.



BBPRO
Instructions
UK.pdf

RatMats

All the voltage options should be effective at repelling rodents but, in the unlikely event that one manages to cross the tiles, you can turn the voltage up. If electrical arcing on the tiles is troubling you, you can turn the voltage down.

The power levels are:

- 5KVA – Green light
- 4.5KVA – Green, red light
- 3.5KVA – Red, Green light
- 2.5KVA – Red light

To change the power levels, press and hold the button arrowed until the light on the top changes to switch the voltage:



6 Replacement


Isolate from the mains supply and unscrew.

7 Dismantling and disposal

Disposal - follow WEEE Directive



Data Sheets



winvic

winvic.co.uk

8 Drawing Register

None available.

9 Ironmongery Schedule

Not applicable.



11 Building Regulations & Other Statutory Approvals

None required

12 Spares

Spare parts are available from Eco Environmental Services Limited.

13 Residual Hazard Register

Hazard	Area	Control
Working at Height	Bird scarers	MEWPs
Fall of Material	Bird scarers	At least an annual maintenance inspection
Electrocution	Bird scarers and ratmats	Isolate them before working on them.

14 COSHH

N/A

15 Design Calculations

N/A

